



MAYOR OF LONDON



London History Schools Day

TEACHERS' GUIDE
25 MAY 2018

COPYRIGHT

Greater London Authority
May 2018

Greater London Authority
City Hall
The Queen's Walk
More London
London SE1 2AA

london.gov.uk
enquiries 020 7983 4000



Historic England



CONTENTS

Introduction	5
Celebrate London History Day at School	6
Checklist	7
Key Dates in London's History	8
London Icons	10
London Communities	16
Local Heroes	19
Activities	23
Website Links	37



Introduction

London History Day is an annual celebration of the capital's extraordinary history and heritage.

Launched by Historic England in 2017, London History Day is celebrated on 31 May every year. The date marks the anniversary of the day Big Ben first started keeping time in 1859.

2018 also marks the centenary of the Representation of the People Act through which women first won the right to vote in the UK. The #BehindEveryGreatCity campaign, launched by the Mayor last December, celebrates the role that London played in the women's suffrage movement and the myriad ways the city's women have made and continue to make the city great. The theme of gender equality - and the continuing fight against gender inequality - will feature prominently in the campaign.

In April 2018, we will make history by unveiling the first ever statue of a woman in Parliament Square by the artist Gillian Wearing. It will commemorate Dame Millicent Garrett Fawcett, a leading political activist and campaigner for equal rights for women.

On London History Day 2018, museums, galleries and other organisations across the city will hold special events and display rare objects that show how London's people and places have contributed to the city's unique identity.

The theme for this year's event is courage. From small acts of kindness and individual acts of heroism, to battles fought and won, the history of London is teeming with inspiring stories. This broad theme will enable schools to celebrate the pioneering spirit of London's people and places.

Celebrate London History Day at School

We invite London primary schools and nurseries to get involved with London History Day by celebrating on the last day before half-term. The date is Friday 25 May 2018.





Schools can take part in many different ways. We encourage students, teachers and support staff to dress up on the day as their favourite historic Londoner, or member of a London community. This guide has suggestions for simple costumes to make, and other activities to take part in, related to this year's theme of courage and important historic anniversaries in 2018.

Inspire your students to find out more about their city's cultural heritage with fun activities. The emphasis of the day is on celebration so it will be a great way to round off the half-term's work before breaking up for the holiday.

The **ACTIVITIES** section of this guide has ideas for props and accessories and suggestions for how to plan for, and mark, the day.

Checklist

1. Start planning for the day a few weeks before the event in your History and Citizenship lessons. This will give students plenty of time to choose their historic Londoner, or community member, and find out more about them.
2. Help students to plan their costumes at school. Encourage them to use items of clothing they already have, or can borrow from parents or carers. They could also use recycled materials such as old pillowcases.
3. Make props and accessories in your Art and Design lessons. Ask students to collect and bring into school any recycled materials they could use for these.
4. Plan a series of fun activities to inspire students on the day. Don't forget to take lots of photos for classroom displays and your school website.
5. Share photos of your students' celebrations online using [#LondonHistorySchoolsDay](#). Please ensure you have all photographic permissions in place before uploading any images onto social media sites.



Key Dates in London's History

Dates which celebrate the theme of courage and the Year of the Engineer associated with London History Day 2018.

60 AD

Boudicca leads a rebellion against the Roman occupation.

200 BC

The Romans begin to build a stone wall to surround the city.

1070s

William the Conqueror orders the building of the White Tower.

1209

The first stone London Bridge is completed.

1381

A group of protesters storm the Tower of London during the Peasants' Revolt.

1666

Londoners begin to rebuild their city after the Great Fire.

1708

Building work is completed on the dome of the new St. Paul's Cathedral.

1802

The London Docks and the West India Docks open.

1832

Mary Smith presents the first women's suffrage petition to Parliament.

1836

The first London steam railway opens between London Bridge and Greenwich.

1843

The Thames Tunnel opens connecting Rotherhithe and Wapping.

1863

The Metropolitan Railway opens the world's first underground line between Paddington and Kings Cross.

1865

Londoner Elizabeth Garrett Anderson becomes the first woman in Britain to qualify as a doctor.

1866

Most of London is connected to a vast underground sewer network.

1888

Match girls at the Bryant and May factory in Bow go on strike.

1894

Tower Bridge is completed.

1897

The National Union of Women's Suffrage Societies (NUWSS) is formed, based in London.

1906

The Women's Social and Political Union (WSPU) move their headquarters from Manchester to London.

1914-18

Londoners go off to serve as soldiers or Red Cross Volunteers during the First World War.

1939-1945

Londoners battle on the Home Front during the Second World War.

1948

The steamship Empire Windrush arrives at London's Tilbury Dock.

1984

The Thames Barrier is completed.

2000


The London Eye opens on the South Bank.

2017

Twelve 'Everyday Heroes' including a doctor, a police officer, an imam, firefighters and paramedics, jointly win the London Evening Standard award for the most influential Londoner of the year.

London Icons





**DAME MILLICENT
GARRETT FAWCETT
(1847-1929)**

Who was she?


Leading political activist and campaigner for equal rights for women. As president of the NUWSS she played a key role in gaining women the vote.

London links

Fawcett was educated at a boarding school in Blackheath. After her marriage she had homes in London and Cambridge, regularly speaking at large women's suffrage meetings in London. There is a blue plaque at 2 Gower Street, Bloomsbury, commemorating where she lived and died. A statue of her in Parliament Square was unveiled in April 2018.

Get the look

Plain dark coloured dress or skirt and top. Dark coloured tights and plain shoes or ankle boots. Gather a strip of white fabric, ribbon or lace to make a frilled collar and fasten with a safety pin. Tie hair back into a bun. Make a red, green and white suffragist rosette (see ACTIVITIES).



**SIR MOHAMED 'MO' FARAH
(born 1983)**

Who is he?


Long distance runner and the most successful British track athlete in the history of the modern Olympics, winning 'double gold' at two consecutive Games.

London links

Farah moved from Somalia to Britain aged eight and lived in Hounslow. He went to local schools and represented Hounslow at cross-country in the London Youth Games. After leaving college he lived and trained at St. Mary's University College, Twickenham. At London 2012, Farah won his first two Olympic gold medals in the 5,000 and 10,000 metres.

Get the look

Trainers and tracksuit bottoms or running shorts. Red, white or blue vest or T-shirt. Pin fabric cut outs of the letters 'G' and 'B' to the vest or t-shirt. Add a thick gold or silver neck chain and draw on a moustache and small beard with face paints or eyeliner pencil. Make a gold medal (see ACTIVITIES).



SIR CHARLES 'CHARLIE' CHAPLIN (1889-1977)

Who was he?

Actor, writer, director, producer and composer, considered to be one of the most important figures in the early history of Hollywood filmmaking.

London links

Chaplin believed he was born in Walworth. He grew up in Kennington and was sent to several London institutions for poor children. As a young man he performed in music halls, including in the West End, before moving to America. There is a statue of him in Leicester Square.

Get the look

Chaplin's 'Tramp' character: Oversized dark coloured trousers and shoes. White shirt and jacket that is too small. Turn up the collar of the shirt and knot a narrow tie around the neck. Add a bowler hat and walking cane. Draw on moustache and bushy eyebrows using face paints or eyeliner pencil.



ADELE ADKINS (born 1988)

Who is she?

Singer and songwriter whose albums have won numerous awards and sold more than 100 million copies worldwide.

London links

Adele was born in Tottenham and also lived in Brixton and West Norwood while growing up. She attended the BRIT School for Performing Arts and Technology in Croydon. Adele has performed live at several iconic London venues including the Royal Albert Hall, Wembley Stadium and the O2 Arena and at various smaller venues to raise money for charities.

Get the look

Long, brightly coloured dress. Accessorise with costume jewellery such as large clip-on earrings, bracelets and rings. Make a microphone by covering a toilet roll tube with paper; wrap a polystyrene or table tennis ball in silver foil and glue to one end.



NAOMI CAMPBELL

(born 1970)

Who is she?

One of the most successful models of her generation, described as a supermodel by the fashion industry. Supports several charitable causes including 'Fashion for Relief'.

London links

Campbell was born in Streatham and attended the Barbara Speake Stage School in East Acton and the Italia Conti Academy of Theatre Arts in Islington. She has walked the catwalk for numerous top designers during London Fashion Week. She supports the Mayor of London's campaign promoting the achievements of women in making London great #BehindEveryGreatCity.

Get the look

Pair of jeans and an old, plain coloured t-shirt. Using permanent or fabric markers write the slogan 'FASHION FOR RELIEF' on the t-shirt. Add other designs and decorations.



SIR DAVID ATTENBOROUGH

(born 1926)

Who is he?


Natural historian, conservationist, television presenter and writer. His natural history programmes have won numerous awards and he was voted one of the 100 Greatest Britons by the public.

London links

Attenborough was born in Isleworth and lives in Richmond. His first wildlife programme for the BBC featured animals from London Zoo. After studying for a postgraduate degree at the London School of Economics he returned to the BBC, becoming Director of Programming based at White City. He later resigned to concentrate on writing and presenting natural history films.

Get the look

Beige coloured trousers or shorts. Light blue open-necked shirt or polo shirt. Plain shoes or plimsolls. Spray hair with temporary grey-coloured hair spray. Carry a toy animal.



DAME EDITH CAVELL

(1865-1915)

Who was she?

Nurse who saved the lives of soldiers on both sides during the First World War. Executed by a German firing squad for helping Allied soldiers escape from German-occupied Belgium.

London links

Cavell trained as a nurse at the Royal London Hospital in Whitechapel. She then worked in various hospitals including Shoreditch Infirmary and St Pancras Infirmary in London. After the war, her body was returned to England and a state funeral was held at Westminster Cathedral. There is a statue and memorial to Cavell in St. Martin's Place, near Trafalgar Square.

Get the look

Long dark coloured dress or skirt and top. Flat shoes or ankle boots. Make an apron out of an old pillowcase: cut out one large rectangle and a smaller square; pin the rectangle to the skirt and the square to the top. Make a white armband from leftover fabric and draw a red cross on it with a permanent marker. Tie hair back in a bun and make a nurse's cap (see ACTIVITIES).



CRESSIDA DICK
(born 1960)**Who is she?**


Senior police officer, currently serving as Commissioner of the Metropolitan Police in London, the first woman ever to hold this rank.

London links

The Metropolitan Police Service (MPS) is responsible for law enforcement in greater London. Dick joined the MPS as a constable, later transferring to Thames Valley Police. She returned to the MPS as a commander in 2001 and was appointed Commissioner in 2017. She is based at New Scotland Yard, the headquarters of the MPS on the Victoria Embankment in Whitehall.

Get the look

Black skirt or trousers and white shirt or blouse. Plain black shoes. Tie a strip of black and white checked fabric around neck as a cravat. Pin two strips of black felt onto the shoulders as epaulettes; decorate with silver buttons or badges (optional). Add a black hat with a black and white checked ribbon.



ISAMBARD KINGDOM BRUNEL
(1806-1859)**Who was he?**

Widely considered to be one of the greatest engineers in British history. His innovative designs revolutionised transport links and changed the landscape of Britain.

London links

Brunel worked as an assistant engineer on the Thames Tunnel and as chief engineer for the Great Western Railway, designing tunnels, bridges and viaducts to link London with Bristol. He designed the 'Great Eastern' iron steamship which was built at Millwall. Brunel is buried in Kensal Green Cemetery; there are statues of him at Paddington Station and on the Victoria Embankment, near Temple.

Get the look

Long dark trousers with a white shirt and a plain waistcoat. Turn up the collar of the shirt and tie a silk scarf around the neck as a cravat. Attach a pair of self-adhesive sideburns or draw them on using face paints. Make a cigar out of a roll of brown paper and a top hat (see ACTIVITIES).

London Communities





NHS NURSES AND DOCTORS (from 1948)

Who are they?

Staff working in National Health Service hospitals, doctors' surgeries and other medical centres who provide healthcare services that are free at the point of delivery to all UK residents.

London links

London has more NHS organisations than anywhere else in Britain. The largest is St. Barts Health NHS Trust with five hospitals including St. Bartholomew's and The Royal London. They treat 1,255 patients in Accident and Emergency every day and 1.4 million outpatients every year. London also has several Trusts which provide highly specialised care including Great Ormond Street Hospital for Children.

Get the look

Tracksuit bottoms or trousers and a loose top or T-shirt in a matching colour. Flat shoes or trainers. Accessorise with a toy stethoscope or make your own (see ACTIVITIES).

Doctors: add an unbuttoned, large, white adult's shirt over the top.

Surgeons: add a swimming cap or shower hat, a disposable paper face mask and disposable plastic gloves.



THE WINDRUSH GENERATION (from 1948)

Who are they?

Women and men who were recruited from the Caribbean to live and work in Britain to fill labour shortages after the Second World War.


London links

The arrival of the SS Empire Windrush at Tilbury Dock in June 1948 is celebrated as the start of large scale post-war migration from the Caribbean. On board were almost 500 passengers, including many ex-servicemen. Over the next few years they were joined by other men and women, many of whom settled in London and worked in public services such as London Transport and the newly founded NHS.

Get the look

Girls: Smart dress or skirt and blouse with a belt at the waist. Add white gloves, a hat, clip on earrings and a bead necklace. Carry a handbag and a small case.

Boys: Long dark coloured trousers. White shirt and narrow tie. Straw boater or black felt hat. Carry a small case.



SUFFRAGETTES

(formed 1903)

Who were they?

Members of the Women's Social and Political Union (WSPU) who used militant methods to campaign for women's right to vote.

London links

In 1906 the WSPU moved their headquarters from Manchester to London. Their campaign included demonstrations at Parliament and rallies in Trafalgar Square. In 1911 they organised the Women's Coronation Procession, when 50,000 supporters marched through London. During the First World War the Suffragettes suspended their campaign to support the war effort, taking on jobs across London including working in munitions factories and as bus and tram conductors.

Get the look

White, purple or green dress, sari or salwar kameez. Plain boots or shoes. Straw hat decorated with purple, green and white ribbons. Make a 'Votes for Women' placard, a Suffragette rosette and/or a Suffragette medal (see ACTIVITIES).



FIRST WORLD WAR SOLDIERS

(1914-1918)

Who were they?

Professional soldiers and volunteers who served with the British Army fighting against the German and Ottoman Empires. In total, 8.7 million men served, including regiments from other parts of the British Empire.

London links

There were numerous Recruiting Offices in London, from those in local town halls to the main office at Whitehall in Great Scotland Yard. Trains from London's railway stations transported soldiers off to the war, and also brought wounded soldiers back. There are many memorials in London to those who served including the Great Western War Memorial of a bronze soldier at Paddington Station.

Get the look

Brown or khaki coloured trousers or tracksuit bottoms. Tuck into long beige or grey socks. Black or brown ankle boots. Brown or khaki shirt with collar; replace plain buttons with brass coloured ones (optional). Add a wide brown belt over the top of the shirt and a cap or green plastic helmet. Make a medal (see ACTIVITIES).

Local Heroes

Students may wish to celebrate someone who has connections to their local area, or to places in London that they are familiar with. This year's suggestions are all inspired by the anniversaries of significant historical events in 2018 and the Year of the Engineer campaign.
(See ACTIVITIES for more details.)

EMILY WILDING DAVISON

1872-1913
Suffragette

Born in Blackheath; studied at Kensington High School and Royal Holloway College; imprisoned in Holloway prison.

SOPHIA DULEEP SINGH

1876-1948
Suffragette

Born in Belgravia; lived at Hampton Court; joint leader of a march to Westminster in 1910.

LEONORA COHEN

1873-1978
Suffragette

Smashed a glass showcase in the Jewel House at the Tower of London; imprisoned in Holloway prison.

LAWRENCE HOUSMAN

1865-1959
**Founder of the Men's League
for Women's Suffrage.**

Studied at the Lambeth School of Art and the Royal College of Art in South Kensington.

HENRIETTA FRANKLIN**1866-1964****Suffragist and co-founder of the Jewish League for Woman Suffrage.**

Born in Kensington; lived near Hyde Park; died in St. John's Wood.

ANEURIN 'NYE' BEVAN**1897-1960****Founder of the National Health Service as Minister for Health.**

Member of Parliament in the House of Commons, Westminster.

ELIZABETH GARRETT ANDERSON**1836-1917****First woman in Britain to qualify as a doctor.**

Born in Whitechapel; worked at several London hospitals including the New Hospital for Women and Children; co-founder of the London School of Medicine for Women.

SIR ALAN MONCRIEFF**1901-1971****Pioneering doctor.**

Specialised in working with premature babies and sick children at Queen Charlotte's and Great Ormond Street Hospitals.

SIR JONATHAN ASBRIDGE**born 1959****Nurse and first president of the Royal College of Nursing.**

Trained as a state registered nurse at the Nightingale School, St. Thomas's Hospital; Chief Nurse at Barts and the Royal London Hospitals.

ISAAC ROSENBERG**1890-1918****First World War soldier, artist and poet.**

Grew up in Stepney; attended the Slade School of Fine Art at University College London.

ELSIE KNOCKER

1884-1978

First World War nurse and ambulance driver.

Trained as a midwife at Queen Charlotte's Hospital in Hammersmith.

WALTER TULL

1888-1918

First World War soldier and professional footballer.

Brought up in a children's home in Bethnal Green; played for Tottenham Hotspur.

SAM KING

1926-2016

Passenger on the SS Empire Windrush.

Settled in Southwark; elected Mayor of Southwark in 1983.

ALDWYN 'LORD KITCHENER' ROBERTS

1922-2000

Passenger on the SS Empire Windrush and calypso musician.

Wrote the song 'London is the place for me'; regularly performed at the Sunset Club on Carnaby Street, Soho.

MONA BAPTISTE

1928-1993

Passenger on the SS Empire Windrush, singer and actress.

Performed at various London venues including Quaglino's restaurant in St. James's.

VICTORIA DRUMMOND

1894-1978

First woman marine engineer in Britain.

Lived on Kennington Road, Lambeth.

DAME CAROLINE HASLETT

1895-1957

Electrical engineer and co-founder of the Electrical Association for Women.

Began her career in the offices of the Cochran Boiler Company in Belgravia before being trained by the company as an engineer.

CHARLES BABBAGE

1791-1871

Mechanical engineer and mathematician.

Born in Walworth; his incomplete mechanisms for the first mechanical computer are on display in the Science Museum, South Kensington.

PHILIP ASTLEY

1742-1814

Cavalry officer and inventor of the modern circus.

Opened Astley's Amphitheatre in Lambeth; performed stunts on horseback in the circular ring and hired other circus acts.

ROSSA 'ZAZEL' RICHTER

1863-1937

Circus performer.

Became the first 'human cannonball' when fired out of a spring-loaded cannon at the Royal Aquarium in Westminster.

Activities:

Preparation for the day

HISTORIC ANNIVERSARIES

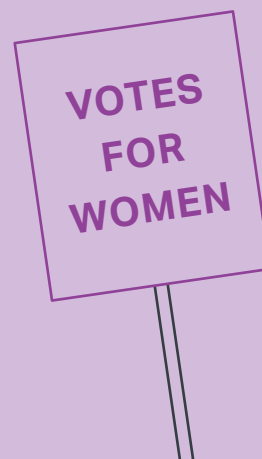
2018 marks several significant historical anniversaries:

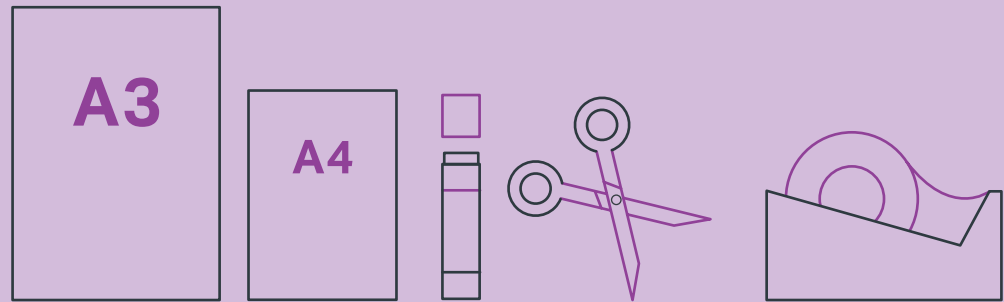
- **6 February 1918**
Women over the age of 30 gain the right to vote.
- **11 November 1918**
The First World War ends.
- **22 June 1948**
SS Empire Windrush arrives at Tilbury Dock.
- **5 July 1948**
The National Health Service is launched.

Make one of these topics the focus for a History or a Citizenship study. Depending on the age of your students, activities could include:

VOTES FOR WOMEN


- Discuss what we mean by 'the vote'; who can vote and why is it important?
- Find out about the differences between suffragists (including members of the NUWSS) and Suffragettes (members of the WSPU); which organisation would you have joined?
- Create a class timeline of key events in women's fight for the vote, including drawings of leading suffragists and suffragettes.





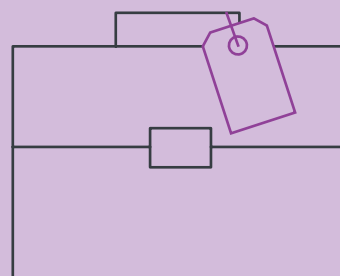
THE FIRST WORLD WAR

- Visit a local war memorial and find out the names of local soldiers who died in the war; why do you think it is important to care for memorials like this one?
- Draw a picture of a soldier in uniform.
- Write a letter from a soldier to his family back in London.



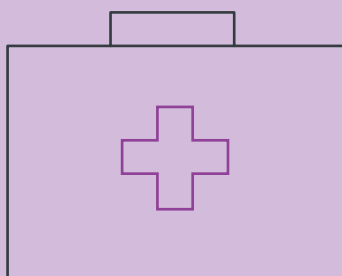
EMPIRE WINDRUSH

- Draw a picture of one of the passengers who arrived on the Empire Windrush; add 'thought bubbles' with their hopes and dreams for their new life in London.
- Imagine you are emigrating to start a new life in a new country and can only pack a small suitcase; draw a picture, or write about, what you would pack.



THE NHS

- Talk about students' own experiences of visiting a doctor's surgery or being in hospital; what jobs do nurses and doctors do?
- Practise basic first aid such as bandaging and arm slings; draw the contents of a school First Aid Kit.
- Find out about the lives of pioneering nurses, such as Florence Nightingale and Mary Seacole, and about Elizabeth Garrett Anderson, the first woman to qualify as a doctor in Britain.




AMAZING ENGINEERS

2018 is the Year of the Engineer, a national campaign to increase awareness and understanding of what engineers do, aimed at young people aged 7-16.

- Visit one of the amazing historical civil engineering projects in your local area such as a railway station, bridge, dock or canal.
- Draw and label an arch, beam and suspension bridge; make a model of one type using recycled or craft materials for example cardboard, toilet roll tubes, string, straws, lolly sticks.
- Research the lives and work of famous engineers with links to London such as Isambard Kingdom Brunel and Joseph Bazalgette.
- Find out about different jobs in engineering for women and men today.

CIRCUS FUN

- The first modern circus opened in Lambeth in 1768, when Philip Astley performed his bareback riding stunts in a circular ring.
- Find out more about Philip Astley's circus and the different acts he hired to perform there; which can you still see in circuses today?
- Draw a picture of a clown's face; how can you make it funny and not scary?
- Make a collection of circus related toys for example diabolos, juggling balls, trapeze toys. Have fun playing with them.



Activities:

Props to make on or before the day

LONDON HEROES

Plan a school or class assembly for London History Schools Day. This could be based on:

- The theme of courage;
- The achievements of one or more historic Londoners;
- One of the historic anniversaries marked in 2018.
- Or invite a 'local hero' to come and speak to the school or your class on the day. This could be someone who plays an important role in your community today, such as a nurse or firefighter, or an older person whose story will inspire your students.

MAKE A SUFFRAGETTE OR SUFFRAGIST ROSETTE

Materials:

white card; scissors; purple, white, red and green tissue paper, glue; safety pins and tape; green, white, red and purple ribbons (optional).

Instructions:


Cut out a circle of white card. Draw three circles within this and fill the outer ones with scrunched up balls of tissue paper. Fasten a safety pin onto the back with tape. Glue ribbons to the back (optional).

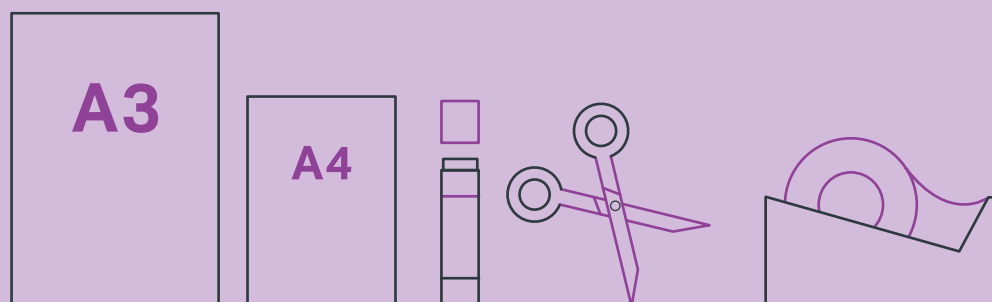
Suffragette:

Green, white and purple; write WSPU in the centre.

Suffragist:

Green, white and red; write NUWSS in the centre.





MAKE A SUFFRAGETTE PLACARD

Materials:

A3 size white paper; recycled card (e.g. cardboard boxes); scissors; glue; paint; green and purple coloured paper; tape; a kitchen roll tube or dowel stick.

Instructions:

Glue the paper onto a piece of card cut to the same size. Paint a slogan onto the paper for example 'VOTES FOR WOMEN' or 'DEEDS NOT WORDS'. Decorate with shapes cut out of the green and purple paper. Fasten the tube or stick to the back of the placard with tape.



MAKE A WORKING STETHOSCOPE


Materials:

Two lengths of clear plastic flexible tubing approx. 30cm long; small plastic pot or cap with pre-drilled hole in centre; a balloon; coloured tape; scissors; craft knife; wire (optional).

Instructions:

Bend the first plastic tube in half and make a small slit in the centre. Insert one end of the second tube into this and the other end into the plastic cap; fasten with tape. Cut off the narrow end of the balloon and stretch the rounded end around the cap; fasten with tape.

Bend the wire into a U-shape and tape to the first tube (optional).



MAKE AN OLYMPIC, FIRST WORLD WAR OR SUFFRAGETTE MEDAL

Materials:

Air drying modelling clay; lids or circular cutters; modelling tools; gold paint; ribbon.

Instructions:

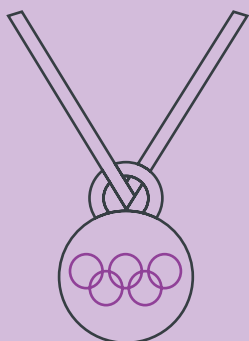
Roll out the clay and use a lid or cutter to cut out a circle. Attach a narrow roll of clay to the top to make a three-sided loop. Use the tools to carve your design onto the medal. When dry, cover with two coats of gold paint.

Olympic medal:

Thread a long length of ribbon through the loop and tie at the back of the neck.

First World War and Suffragette medals:

Thread a short length of ribbon through the loop and fasten to clothing with a safety pin.



MAKE A TOP HAT

Materials:

Large sheets of black card or stiff paper; scissors; ruler; pencil; clear tape; glue; a dinner plate; ribbon (optional).

Instructions: Cut a strip of card approx. 65cm long and 30cm high. Wrap around head to measure fit; mark with a pencil then tape the overlapping ends together. Cut slits approx. 3cm deep and 3cm apart all the way round one end of the cylinder; fold outwards.

Trace around the dinner plate onto another piece of card. Place the cylinder in the middle of this circle and trace around it too. Cut out the 'Saturn ring' shape you have created to make the brim. Trace around this shape and cut out a second brim; stick one on top of the folded out sections of the cylinder and the other underneath.

Tape one of the circles cut out of the centre of the brim to the top of the cylinder. Decorate with a band of ribbon above the brim (optional).

This idea can be adapted to make a shorter, straw boater style hat.

Activities:

On the day


MAKE A NURSE'S CAP

Materials:

Nurse's cap template photocopied onto A4 size white card; scissors; red crayon or pencil; strip of card or stiff paper approx. 3cm wide and 65cm long; stapler; tape.

Instructions:

Colour in the red cross then cut out the cap template. Use the long strip of card to make a headband to sit just above the ears; staple the two ends together. Tape the cap to the headband.



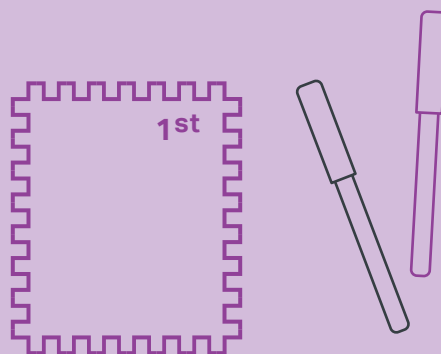
INSPIRING WOMEN

Materials:

Paper and pencils or crayons.

The Royal Mail has issued a set of stamps to celebrate the 2018 centenary of women winning the right to vote. Design your own stamp to celebrate either the 'Votes for Women' campaign or the life and work of any other London woman whose story has inspired you.

Remember that the final stamp will be very small so your design will need to be bold and clear. Don't forget to include the Queen's head in a top corner.



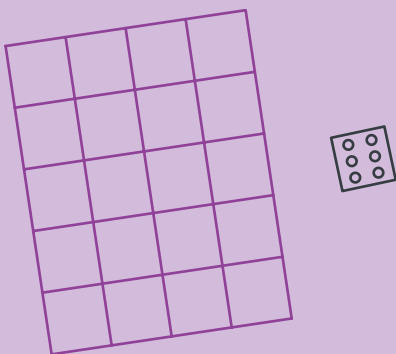
STRUGGLE FOR THE VOTE

Materials:

Large sheets of paper; cardboard; scissors; pencils and crayons; dice.

Working in groups of four to six, create a board game based on women's struggle for the right to vote. The game could start at the home of a Suffragette and end at the Houses of Parliament. What obstacles could there be? For example, 'Sent to Holloway prison. Miss two turns.' What could move the struggle forwards? For example, 'Run past a police officer. Move three squares forward.'

Design and illustrate your board, with a set number of spaces (for example 20 spaces in total, with five penalty or bonus spaces). Make cardboard figures of suffragettes to use as playing pieces. Play your game then swap with another group.



EQUAL OPPORTUNITIES

Materials: A3 size paper; pencils and crayons or paints.

Which jobs today do you think are still seen as 'men's jobs' (for example engineer, airline pilot, firefighter, surgeon). And which as 'women's jobs' (e.g. nurse, midwife, hairdresser). Why do you think this is?

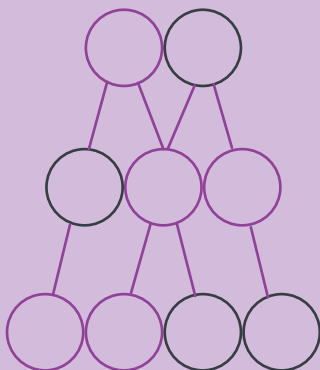
Draw a picture of a woman or man doing a job some people associate with the opposite gender. Or design a poster to celebrate what both girls and boys can achieve.

ENGINEERING CHALLENGE

Materials:

Dried spaghetti; marshmallows.

Working in groups of two or three, see who can build the tallest tower out of spaghetti and marshmallows. You can break the spaghetti into shorter lengths but must keep the marshmallows whole. You will need to experiment to find out which lengths and shapes are strongest and most stable. The winner will be judged on ingenuity as well as height.



TUMBLING ACROBAT TOY

Materials:

Tumbling acrobat template photocopied onto A4 white card; coloured pencils or crayons; scissors; tape; two marbles.

Colour in the acrobat and cut out the template. Place the card coloured side down and rub with the side of a pencil until it curls. Turn the card back to coloured side up; fold in the side flaps and tabs firmly along the lines. Now gently fold the card to make a loop; overlap the ends and fasten with tape. Fold in one of the flaps and tape it to the loop to make a box shape. Put two marbles inside and tape the other side closed.

Test your acrobat on a sloping surface. If the toy slides instead of tumbling, the surface is too smooth. What could you cover it with to make the toy grip better? What force makes the toy 'tumble'? What force prevents it from slipping?

LONDON IS THE PLACE FOR ME

Materials:

Photocopies of 'London is the place for me' lyrics; YouTube clip:

[youtube.com/watch?v=dGt21q1Ajul](https://www.youtube.com/watch?v=dGt21q1Ajul)

Listen to the YouTube clip of Lord Kitchener singing 'London is the place for me'. Read through the words on the lyric sheets before trying to sing along with Lord Kitchener. Practise until you are all confident then see if you can dance and sing at the same time.

What do you love about living in London? Write your own poem – or song – with the title 'London is the place for me'.

'London is the Place for Me'

by Lord Kitchener

London is the place for me
London this lovely city
You can go to France or America,
India, Asia or Australia
But you must come back to London city


Well believe me I am speaking broadmindedly
I am glad to know my Mother Country
I have been travelling to countries years ago
But this is the place I wanted to know
London that's the place for me

To live in London you are really comfortable
Because the English people are very much sociable
They take you here and they take you there
And they make you feel like a millionaire
So London that's the place for me


At night when you have nothing to do
You can take a walk down Shaftesbury Avenue
There you will laugh and talk and enjoy the breeze
And admire the beautiful scenery
Of London that's the place for me

Yes, I cannot complain of the time I have spent
I mean my life in London is really magnificent
I have every comfort and every sport
And my residence is at Hampton Court
So London, that's the place for me

Nurse's cap template



Tumbling acrobat template



Website Links

Historic England

To find out more about London History Day, and for updates about events, go to:
historicengland.org.uk/get-involved/protect/keep-it-london/london-history-day/

Historic England have produced a wide range of online learning resources for teachers to use inside and outside the classroom to inspire students about their local heritage:
historicengland.org.uk/services-skills/education/

There is also a guide to help you plan a Local History or Heritage Project with your class:
content.historicengland.org.uk/content/docs/education/explorer/planning-outstanding-local-history-and-heritage-projects.pdf

To see videos made by schools that have participated in Heritage Projects, including researching First World War memorials and the impact of the war on the local area, go to:
vimeo.com/heritageschools

Museum of London

To discover more about some of the historic Londoners, or historic events, mentioned in this resource, visit the 'Schools' section of the Museum of London's website:
museumoflondon.org.uk/schools/learning-resources

Several of the Pocket Histories, which explore London's history through objects from the museum's collection, are suitable for use by upper KS2 students and can be downloaded as PDFs. For example:

Suffragettes

www.museumoflondon.org.uk/application/files/4914/5449/8603/suffragette-city-pocket-history.pdf

The Caribbean Community

museumoflondon.org.uk/application/files/3614/5442/6662/where-do-londoners-come-from.pdf

Great Fire of London

museumoflondon.org.uk/application/files/6514/5511/5493/what-happened-great-fire-london.pdf

The Home Front during the Second World War

museumoflondon.org.uk/application/files/3614/5442/6662/where-do-londoners-come-from.pdf

London's Docks

museumoflondon.org.uk/application/files/7814/5450/0092/why-were-londons-docks-built-pocket-history.pdf

The online resources include games, videos and interactive activities.

For example:

Emily Wilding Davison and the Suffragettes:

brief video introduction
youtube.com/watch?v=216R_tVjYOc&list=PLcUgvdvJPCkKdKaEh2uRhZ64K-7tA6wa8h&index=7

The Great Fire of London

interactive story, game and Minecraft experience
fireoflondon.org.uk

#BehindEveryGreatCity

Discover London's story in the history of the women's suffrage movement through a year-long season of #BehindEveryGreatCity events will celebrate London's role in the women's suffrage movement and mark the progress that's been made on women's equality over the past 100 years.
www.london.gov.uk/behindeverygreatcity

Road to Equality

The Mayor of London has partnered with Google Arts & Culture to create a new online platform where anyone can learn more about the statue and the lives of Millicent Fawcett and her fellow suffragettes on the statue at g.co/roadtoequality

The London Curriculum

Make London your classroom with the Mayor's London Curriculum. This set of free key stage 2 and 3 teaching resources helps bring the new national curriculum to life. All the resources are free and you could be using London to enrich your teaching within days!

Find out more at
london.gov.uk/london-curriculum

Contact the team
curriculum@london.gov.uk

This guide was created in collaboration with the Museum of London's Learning team.