

LESSON PLANS

THIS SECTION PROVIDES LINKS TO A RANGE OF LESSON PLANS AND RELATED RESOURCES.

These lesson plans are existing resources that have achieved great results. We're also developing new resources for the London Curriculum. We will update this page as soon as these are available.



THE BEN KINSELLA TRUST

The Ben Kinsella Trust

The Ben Kinsella Trust tackles knife crime through education and campaigning. They offer workshops at their London office for a range of groups. These include for primary school students, those transitioning to secondary school, secondary school students, young people with an offending history, for girls and for parents. They also offer a range of free resources for teachers of key stage 2, 3

No Knives Better Lives

No Knives Better Lives is an initiative of the Scottish government, which has seen a huge reduction in knife crime since it launched. They provide a range of resources for young people, for parents and for practitioners (school and youth organisations). [Playing it Safe](#) is their primary school resource while [Sharp Solutions](#) has been developed for children aged 11-17.


No
knives,
better
lives.

Community projects

Young people have reported that they want to be engaged by people from their communities who they know and trust, and who have experienced some of the same issues and challenges around knife crime. A total of £1.4m has been allocated to 43 anti-knife crime projects across the capital - delivered by a range of local practitioners. These provide a range of resources and interventions, you can use alongside these lesson plans.

LESSON PLANS

We have a range of lesson plans available. Each focuses on different areas relating to knife crime. You can go through a number of them in sequence, or focus on a particular area or concern to the young people you're working with.



No knives, better lives.


www.noknivesbetterlives.com

THEME	DESCRIPTION	NUMBER OF LESSON PLANS
GETTING STARTED	Activities to introduce key themes and warm up tasks	6
IDENTIFYING NEED	Working with young people to identify issues that are important to them	2
ATTITUDES AND VALUES	Activities to help young people explore their attitudes and values	3
RISKS AND CONSEQUENCES	Discussion of the risks and consequences of carrying a knife	4


LESSON PLANS

No knives, better lives.
www.noknivesbetterlives.com

THEME	DESCRIPTION	NUMBER OF LESSON PLANS
CONFLICT AND CHOICE	Activities to explore how conflict arises and how it can be managed or avoided	5
ASSESSING AND AVOIDING RISK	Use these activities with young people to explore risk and how it can be managed	3
INFLUENCES AND CHOICE	Use these activities with young people to explore positive and negative influences in their lives and the choices that they have	7
SOLUTIONS AND STRATEGIES	Use these activities with young people to explore solutions to violence and conflict at an individual and societal level	4



LESSON PLANS



DESCRIPTION

Establishing a safe classroom climate.

Starting from where children and young people are Classroom investigations for Key stages 2, 3 and 4.

Learning activities – Key Stage 2

Learning activities – Key Stage 3 and 4

Who can help pupils if they have concerns about knives or other weapons

Knives and the law – a briefing for teachers

'Exploring disrespect'
An additional activity