



London's Low Carbon and Environmental Goods and Services Sector

Extract from Monthly Dataset for 2019 and 2020

Interim Report - November 2020

By kMatrix Data Services

Disclaimer

kMatrix

This information is provided to help the client identify opportunities in current and future Low Carbon Environmental Goods and Services (LCEGS) markets.

It does not constitute advice to the client as to what they should do, when, where or with whom.

The client should exercise discretion or seek further professional guidance before committing themselves to any future actions or investments arising from this information.

Greater London Authority

The views expressed within this Report are those of the authors and should not be treated as Greater London Authority (GLA) policy. The authors worked solely on GLA's instructions and for GLA purposes.

The Report may have not considered issues relevant to third parties. Any such third parties may choose to make use of the Report or extracts from it but do so entirely at their own risk and neither the authors nor ourselves shall have any responsibility whatsoever in relation to such use.

Section 1 – Introduction

This high-level interim report on London's Low Carbon and Environmental Goods and Services sector for 2019/20 has been produced using the monthly data that is currently being collated to help assess the structure and size of the sector in 2019 and 2020.

This interim report uses the same methodology as that used for the London Low Carbon Market Snapshots that provide annual datasets and are usually undertaken on a three-yearly cycle. The last London Low Carbon Market Snapshot was published in July 2019 and covered the years 2015/16 - 2017/18. The next one is currently planned for next year.

This interim report has been collated using the monthly data to provide a baseline value of 'sales', 'number of people employed' and 'number of companies' in the Low Carbon and Environmental Goods and Services sector in 2019/20 as part of our work on assessing the structure and size of the sector. It provides data for the overall sector and the three Level 1 sub-sectors: Environmental; Renewable Energy; and Low Carbon

The 2019 London Low Carbon Market Snapshot contains data for the years 2015/16 - 2017/18 and presents the timeseries from 2007/08 all the way through to 2017/18. That report can be found at the following [link](#).

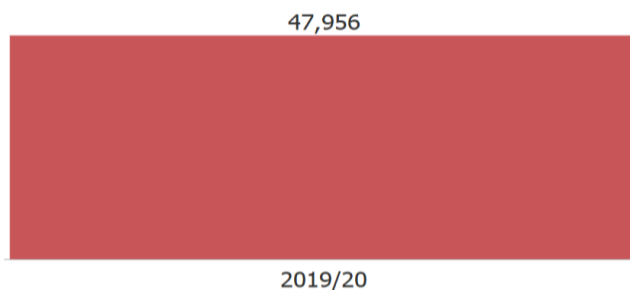
Section 2 - London's Low Carbon and Environmental Goods and Services (LCEGS) Analysis – 2019/20

This section provides annual numbers for 2019/20 for London's LCEGS at both an overall level and for the three sub-sectors at Level 1. These are produced from aggregated monthly data.

2.1 LCEGS 2019/20


In this section of the report London's LCEGS performance is presented for 2019/20 with the three measures of Sales, Employment and number of Companies.

Figure 1: Sales for 2019/20 in £m




London's LCEGS sales in 2019/20 were £47.9bn

Figure 2: Employment for 2019/20



London's LCEGS employment in 2019/20 was 317,482.

Figure 3: Number of Companies for 2019/20



The number of London's LCEGS companies in 2019/20 was 13,971.

2.2 London's LCEGS at Level 1

The data in this section of the report focuses on the Level 1 split of LCEGS in London for 2019/20.

Figure 4: Sales in 2019/20 in £m (Level 1)

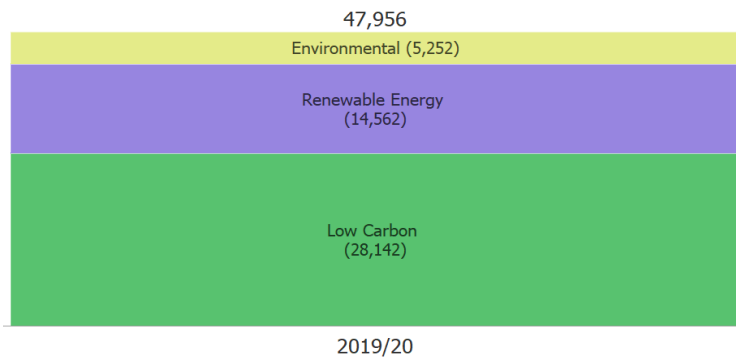


Figure 4 shows LCEGS sales for 2019/20 split by Level 1.

In 2019/20 the proportional contribution from each sub-sector to total sales was 59% Low Carbon, 30% Renewable Energy and 11% Environmental.

Figure 5: Employment in 2019/20 (Level 1)

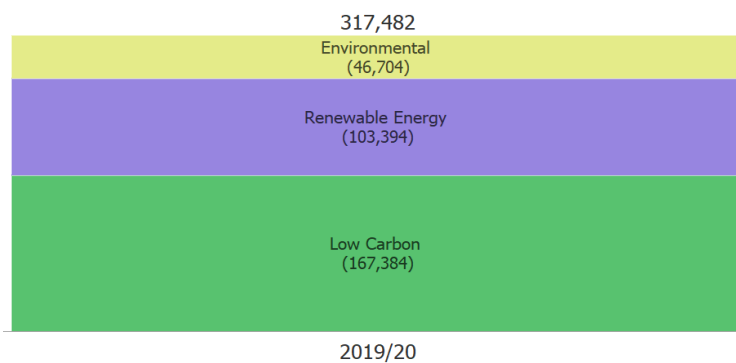


Figure 5 shows LCEGS employment numbers for 2019/20 split by Level 1.

In 2019/20 the proportional contribution from each sub-sector to total employment was 53% Low Carbon, 32% Renewable Energy and 14% Environmental.

Figure 6: Number of companies in 2019/20 (Level 1)

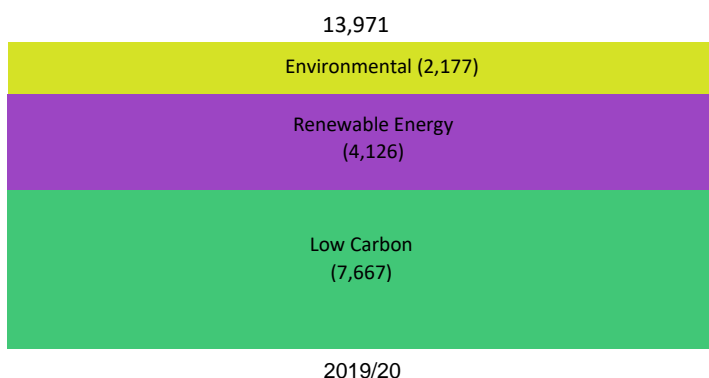


Figure 6 shows LCEGS number of companies for 2019/20 split by Level 1.

In 2019/20 the proportional contribution from each sub-sector to total employment was 55% Low Carbon, 30% Renewable Energy and 16% Environmental.