

OPDC
OLD OAK AND
PARK ROYAL
DEVELOPMENT
CORPORATION

Wormwood Scrubs Survey

LOCAL PLAN SUPPORTING STUDY

June 2018



MAYOR OF LONDON

63. Wormwood Scrubs Survey

| | |
|---|--|
| Document Title | Wormwood Scrubs Survey |
| Lead Author | OPDC |
| Purpose of the Study | To survey nearby residents and users of the park to gain a better insight into local people's views on the Scrubs and its potential for enhancements. |
| Key outputs | <ul style="list-style-type: none"> • 28 questions asked of surrounding residents and users of on the Scrubs. • A report has been produced summarising the results of the survey. • Almost 400 responses to the survey. |
| Key recommendations | <ul style="list-style-type: none"> • Many make good use of Wormwood Scrubs and visit it weekly and all-through the year, but equally some people have never used the Scrubs or use it very infrequently. • Most people use the Scrubs to relax and exercise. • People most value the Scrubs for its natural wild areas, trees and grassed areas. • The existing facilities which scored the worst were toilets, flower beds and changing facilities. • The new or improved facilities that people would most like to see are a café, toilets, litter removal, more lighting and security. |
| Key changes made since Reg 19 (1) | N/A |
| Relations to other studies | Recommendations from the study do not cross-relate to other studies. |
| Relevant Local Plan Policies and Chapters | <ul style="list-style-type: none"> • Policy P12 (Wormwood Scrubs) |

Wormwood Scrubs Survey Analysis

Background

Old Oak Park and Park Royal Development Corporation (OPDC) was established to oversee the delivery of 25,500 new homes and generated 65, 000 new jobs for London.

Part of this development is to protect and sensitively enhance Wormwood Scrubs Park to make sure local residents enjoy these community assets. Due to this OPDC wanted to find out the local views of the community for the park and gain a better insight of what local needs were to enhance such a valuable asset.

Methodology

After discussions with the three boroughs it was agreed that the most appropriate methodology to find out local views would be in the format of a survey using technology to collate the data. The survey would be conducted through door knocking exercises and the team being placed in key locations that the local communities use. The findings from this survey will be used to inform the development plans for Wormwood Scrubs Park.

A draft survey was developed and OPDC consulted with the three boroughs and the board members from Wormwood Charitable Trust to ensure that their views were taken into account when developing the survey. The survey consisted of 28 questions in total. It was agreed that the most suitable tool to implement the survey was Survey Monkey using iPads, as it would be quicker to complete and it could be placed on OPDC's website.

The Engagement Team undertook a procurement exercise and Impact Marketing were appointed to undertake the survey work on behalf of OPDC. Impact Marketing were awarded the work and the Engagement Team met with them on a regular basis to discuss progress and address any issues.

Implementation

A door knocking exercise was implemented in key areas identified by the Planning Team along with drop in sessions held at Old Oak Community Centre as this is located next to Wormwood Scrubs Park and at Willesden Junction Station. The survey exercise took place over four weeks at various times of the day including evenings. A total of 389 surveys were completed during the duration of the four weeks.

Please see some of key highlights and findings of the survey.

1. Knowing about OPDC

57% (223) said that **they did not know about OPDC**
42% (166) said that they did know about OPDC

2. What is your postal sector?

W12 27% (80)
NW10 27% (80)
W10 13% (39)
W11 4% (10)
W3 1% (3)

3. How often do you use Wormwood Scrubs Park

Weekly 27% (105)
Daily 23% (88)
Occasionally 23% (88)
Never 18% (70)
Monthly 8% (31)

4. Time of year

All year 63% (205)
Summer 25% (82)
Weekend 24% (78)
Weekdays 21% (69)
Winter 3% (10)

5. Why do visit Wormwood Scrubs?

The top four reasons for the general public to visit the Scrubs is:
Relax 52% (180)
Exercise 44% (136)
Walk the dog 29% (90)
Time with family/friends 28% (87)

6. What do you think about the range of facilities

This question was six ranges, from excellent to very poor.

Results for excellent;
Natural wild areas 38% (109)
Trees 37% (105)
Grassed areas 34% (95)
Entrance Points 20% (57)

Results for Very Poor
Toilets 19% (53)
Flower beds 14% (38)
Changing facilities 13% (35)

Cleanliness 10% (29)

7. Do you feel same in Wormwood Scrubs?

This question ranged from very safe to very unsafe.

Very Safe 15% (51)

Very unsafe 3% (11)

8. If you think it needs it, where and how do you think safety could be improved?

Lighting 29% (41)

CCTV 21% (23)

Patrols 12% (18)

Security 6% (9)

9. From the following list what new or improved facilities would you like to see at the Wormwood Scrubs?

Café 47% (178)

Toilets 45% (170)

Litter removal 33% (126)

More lighting 30% (115)

Security 30% (113)

Drinking fountains 27% (104)

More dustbins 27% (104)

Children's Play Area 25% (96)

Benches or tables 23% (86)

Wildlife and shrub information 20% (77)

Ecological enhancements 20% (77)

Sports Programme 19% (73)

Better drainage 19% (73)

Pond 19% (71)

Cycle Paths 17% (65)

Walking Paths 16% (63)

Children's Water Play Area 16% (62)

Running Path 16% (62)

Signage 16% (62)

Play facilities for 6 to 12 year olds 15% (59)

Recreation facilities for teenagers 15% (59)

Nothing needs to be improved or changed 15% (59)

Community facilities 13% (52)

Dog Runs 13% (52)

Clearer entrance locations 12% (47)

Play facilities for under 5's 12% (47)

Visitor Centre 11% (42)

Formal Planting 8% (32)

SUPPORTED BY

Better connection North of the park 7% (27)
Better connection South of the park 5% (19)
Better connection East of the park 5% (19)
Better connection West of the park 3% (13)

10. The top three improved facilities you would like most?

Toilets 26% (92)
Café 24% (86)
Litter removal 20% (73)

Conclusion

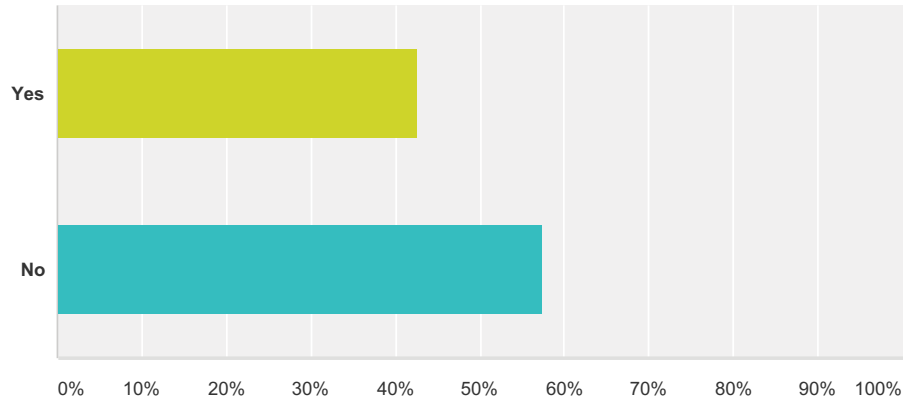
In conclusion the analysis seems to evidence the following:

1. Wormwood Scrubs Park is utilised by local communities
2. The local community would like to see improvements made to Wormwood Scrubs.
3. A marketing plan needs to be developed to raise the profile and awareness of OPDC in the local area.

Wormwood Scrubs Survey

Q1 Have you heard of the Old Oak and Park Royal Development Corporation (OPDC) before the introduction to this survey?

Answered: 389 Skipped: 8

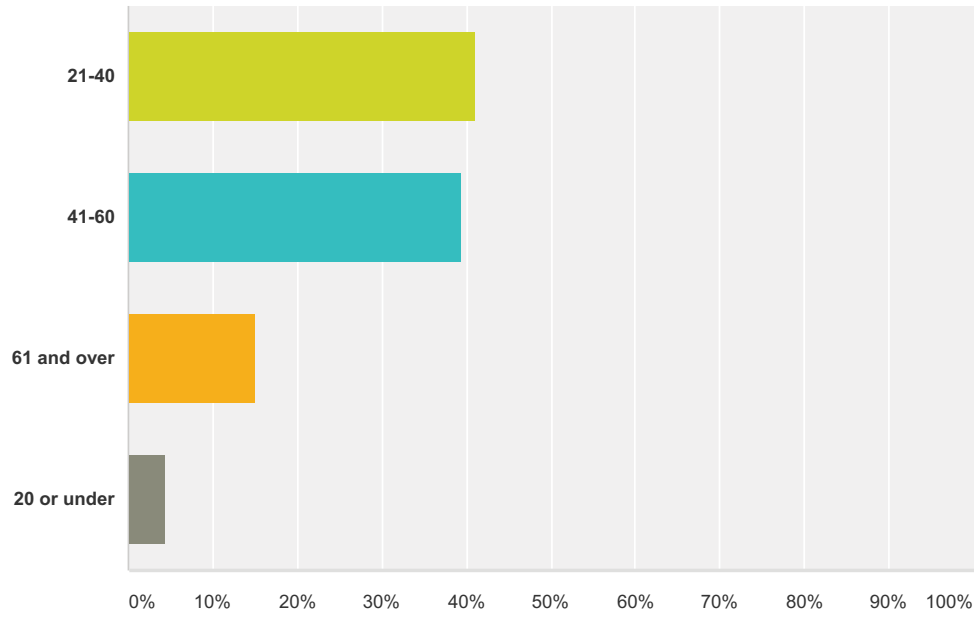


| Answer Choices | Responses | |
|----------------|-----------|------------|
| Yes | 42.67% | 166 |
| No | 57.33% | 223 |
| Total | | 389 |

Wormwood Scrubs Survey

Q2 What is your age range?

Answered: 391 Skipped: 6

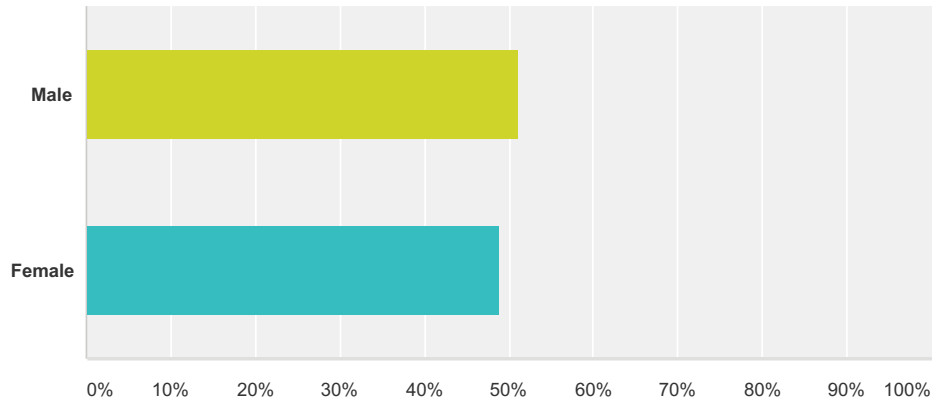


| Answer Choices | Responses | Count |
|----------------|-----------|------------|
| 21-40 | 41.18% | 161 |
| 41-60 | 39.39% | 154 |
| 61 and over | 15.09% | 59 |
| 20 or under | 4.35% | 17 |
| Total | | 391 |

Wormwood Scrubs Survey

Q3 What is your gender?

Answered: 391 Skipped: 6

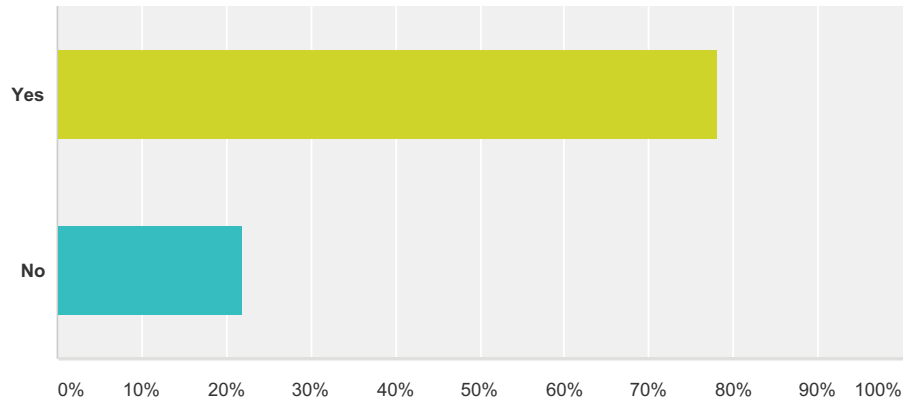


| Answer Choices | Responses |
|----------------|------------|
| Male | 51.15% 200 |
| Female | 48.85% 191 |
| Total | 391 |

Wormwood Scrubs Survey

Q4 Are you a local resident?

Answered: 392 Skipped: 5



| Answer Choices | Responses | |
|----------------|-----------|------------|
| Yes | 78.06% | 306 |
| No | 21.94% | 86 |
| Total | | 392 |

Wormwood Scrubs Survey

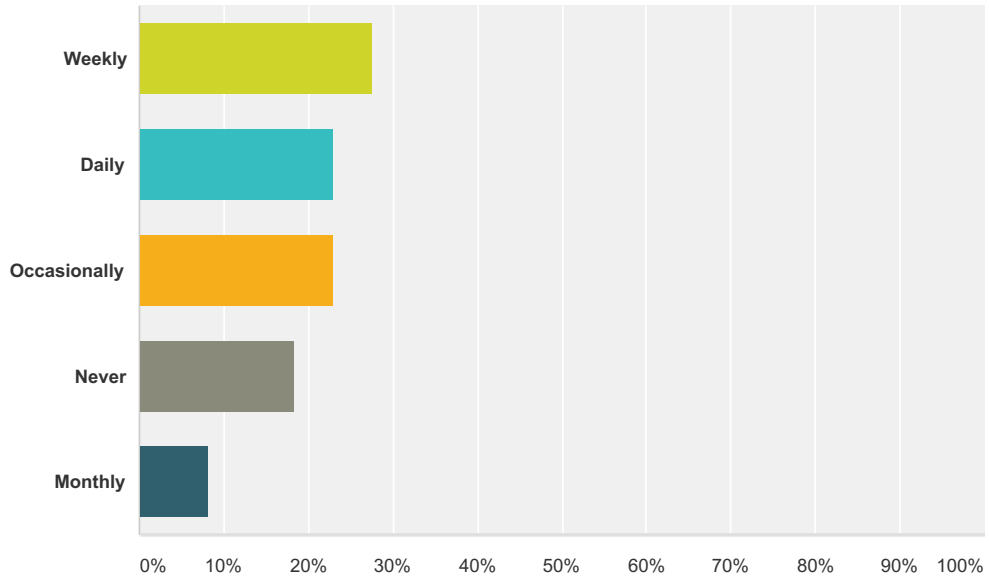
**Q5 What is the first part of your post code?
(i.e NW10)**

Answered: 289 Skipped: 108

Wormwood Scrubs Survey

Q6 How often do you visit Wormwood Scrubs?

Answered: 382 Skipped: 15

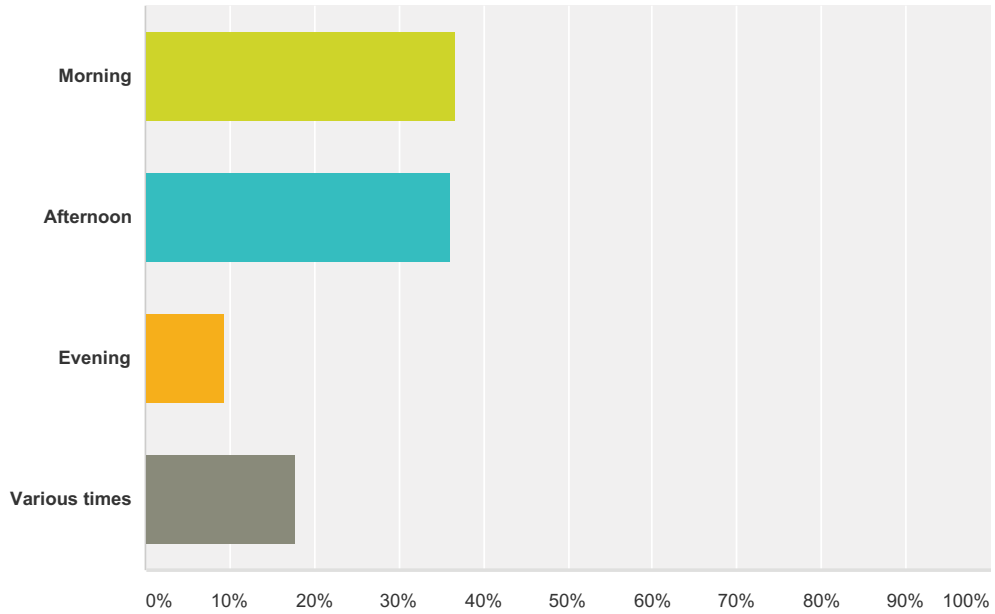


| Answer Choices | Responses |
|----------------|------------|
| Weekly | 27.49% 105 |
| Daily | 23.04% 88 |
| Occasionally | 23.04% 88 |
| Never | 18.32% 70 |
| Monthly | 8.12% 31 |
| Total | 382 |

Wormwood Scrubs Survey

Q7 What time of day do you visit Wormwood Scrubs?

Answered: 316 Skipped: 81

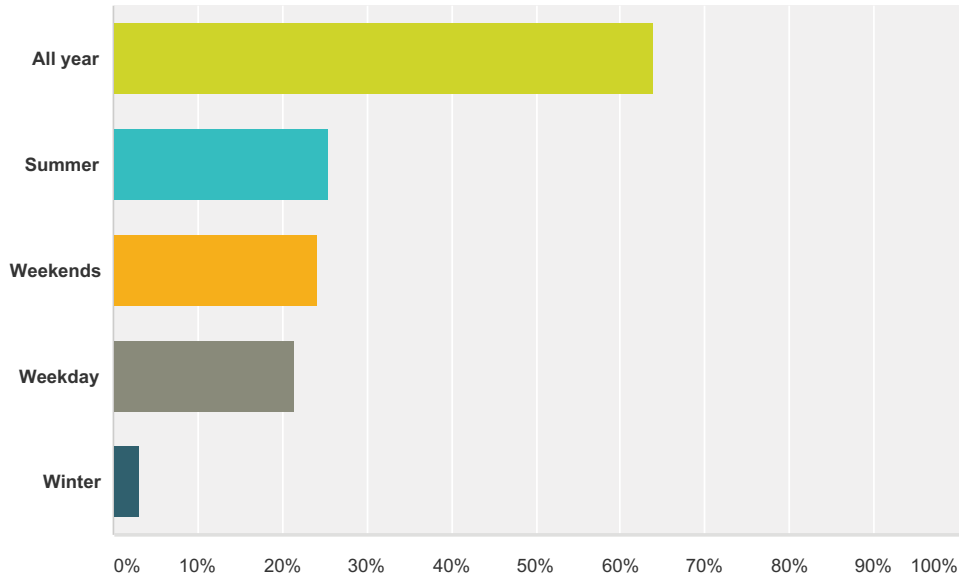


| Answer Choices | Responses |
|----------------|------------|
| Morning | 36.71% 116 |
| Afternoon | 36.08% 114 |
| Evening | 9.49% 30 |
| Various times | 17.72% 56 |
| Total | 316 |

Wormwood Scrubs Survey

Q8 When and what time of the year do you prefer to visit Wormwood Scrubs?

Answered: 321 Skipped: 76

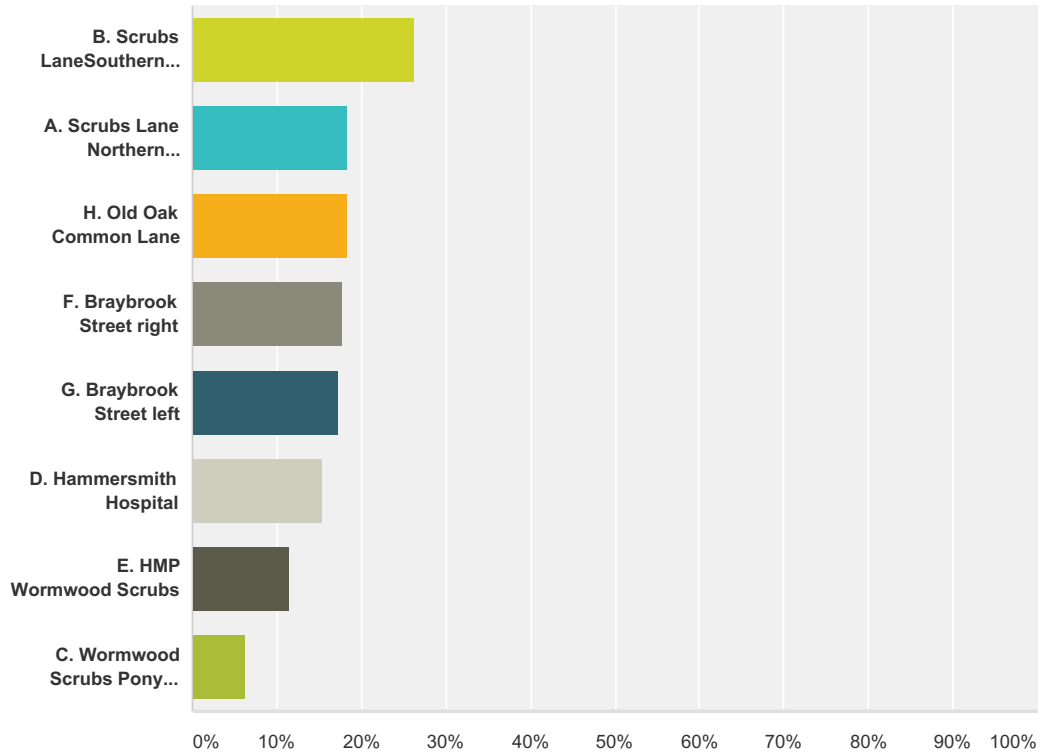


| Answer Choices | Responses | Count |
|-------------------------------|-----------|-------|
| All year | 63.86% | 205 |
| Summer | 25.55% | 82 |
| Weekends | 24.30% | 78 |
| Weekday | 21.50% | 69 |
| Winter | 3.12% | 10 |
| Total Respondents: 321 | | |

Wormwood Scrubs Survey

Q9 Where do you normally enter Wormwood Scrubs?

Answered: 305 Skipped: 92

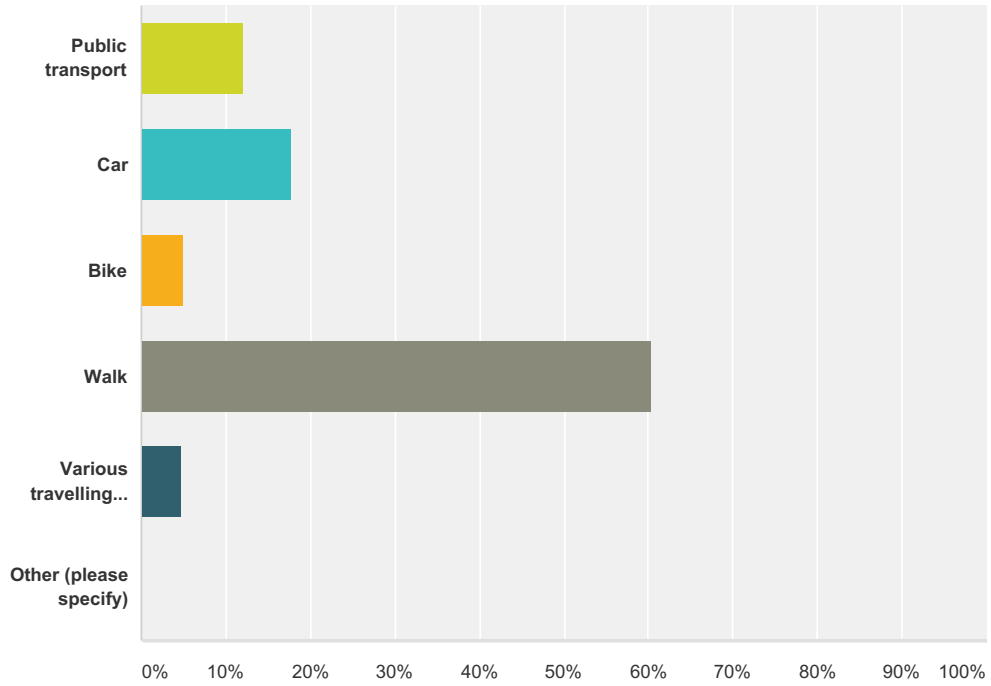


| Answer Choices | Responses |
|----------------------------------|-----------|
| B. Scrubs Lane Southern entrance | 26.23% 80 |
| A. Scrubs Lane Northern entrance | 18.36% 56 |
| H. Old Oak Common Lane | 18.36% 56 |
| F. Braybrook Street right | 17.70% 54 |
| G. Braybrook Street left | 17.38% 53 |
| D. Hammersmith Hospital | 15.41% 47 |
| E. HMP Wormwood Scrubs | 11.48% 35 |
| C. Wormwood Scrubs Pony Centre | 6.23% 19 |
| Total Respondents: 305 | |

Wormwood Scrubs Survey

Q10 How would you travel to Wormwood Scrubs?

Answered: 337 Skipped: 60

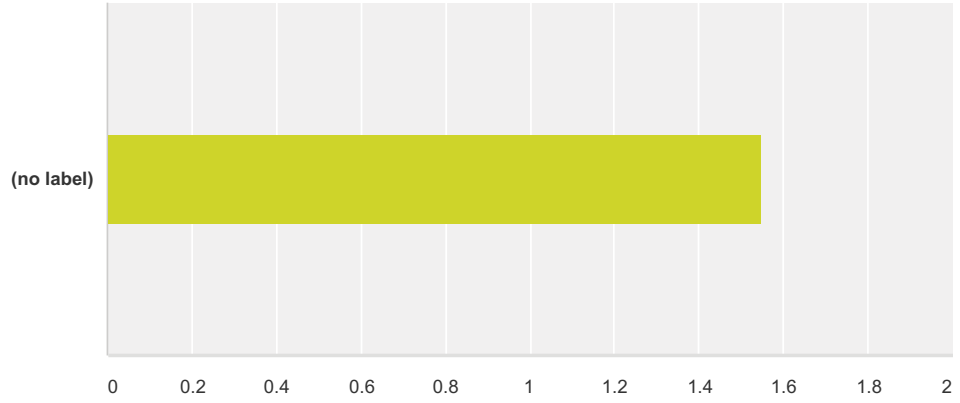


| Answer Choices | Responses | Count |
|----------------------------|-----------|------------|
| Public transport | 12.17% | 41 |
| Car | 17.80% | 60 |
| Bike | 5.04% | 17 |
| Walk | 60.24% | 203 |
| Various travelling methods | 4.75% | 16 |
| Other (please specify) | 0.00% | 0 |
| Total | | 337 |

Wormwood Scrubs Survey

Q11 How easy is it for you to get to Wormwood Scrubs?

Answered: 340 Skipped: 57

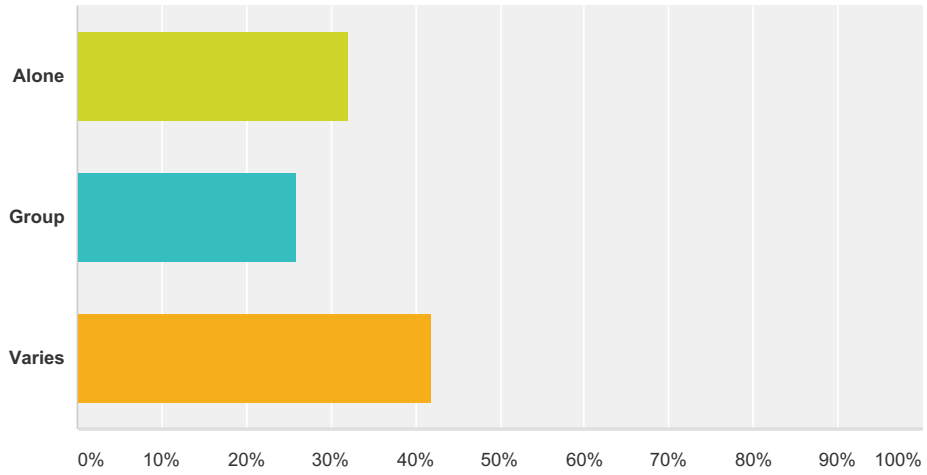


| | Very easy | Easy | Difficult | Very difficult | Total | Weighted Average |
|------------|---------------|---------------|-------------|----------------|-------|------------------|
| (no label) | 53.24% 181 | 39.71% 135 | 6.18% 21 | 0.88% 3 | 340 | 1.55 |

Wormwood Scrubs Survey

Q12 Do you visit Wormwood Scrubs alone or with a group?

Answered: 324 Skipped: 73

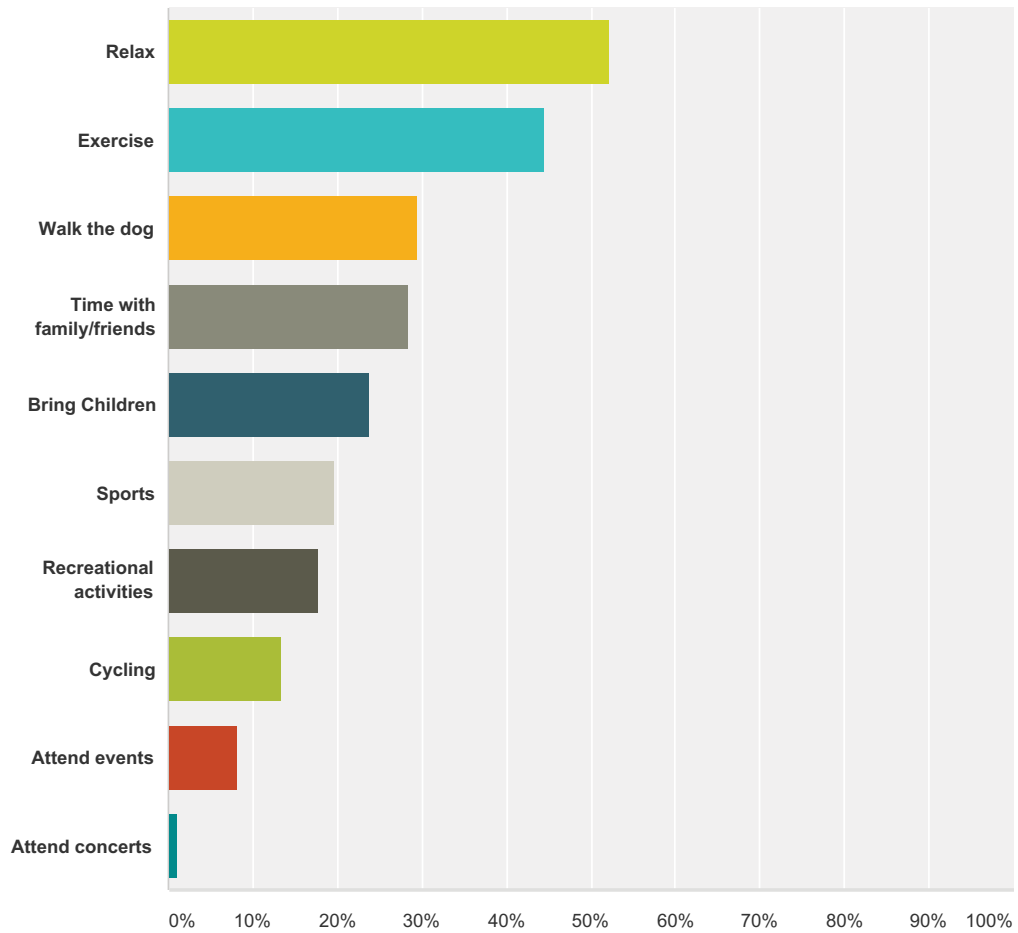


| Answer Choices | Responses | |
|----------------|-----------|------------|
| Alone | 32.10% | 104 |
| Group | 25.93% | 84 |
| Varies | 41.98% | 136 |
| Total | | 324 |

Wormwood Scrubs Survey

Q13 Why do you visit Wormwood Scrubs?

Answered: 306 Skipped: 91

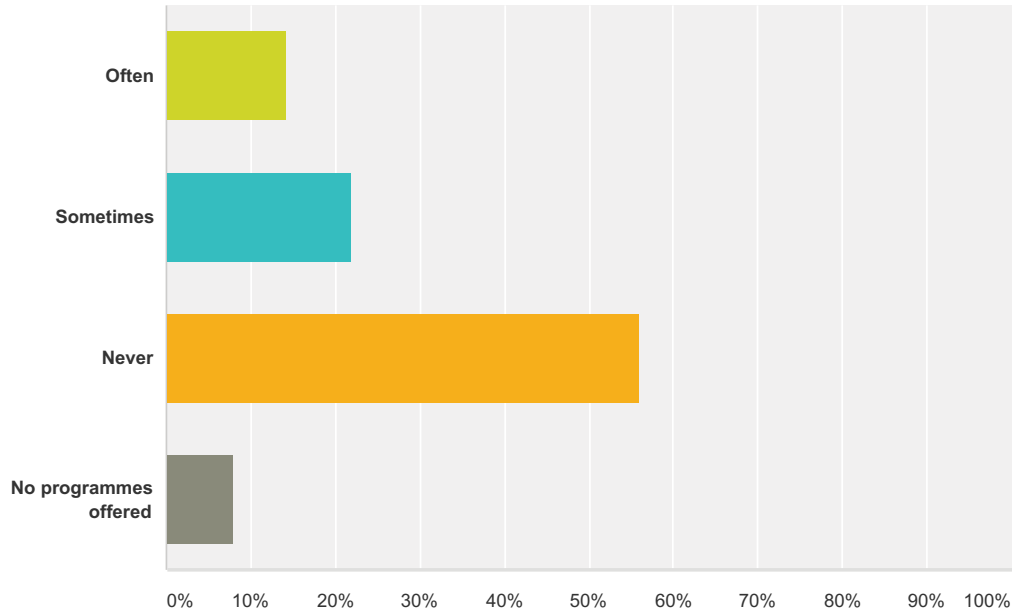


| Answer Choices | Responses |
|-------------------------------|------------|
| Relax | 52.29% 160 |
| Exercise | 44.44% 136 |
| Walk the dog | 29.41% 90 |
| Time with family/friends | 28.43% 87 |
| Bring Children | 23.86% 73 |
| Sports | 19.61% 60 |
| Recreational activities | 17.65% 54 |
| Cycling | 13.40% 41 |
| Attend events | 8.17% 25 |
| Attend concerts | 0.98% 3 |
| Total Respondents: 306 | |

Wormwood Scrubs Survey

Q14 Have you or your children ever participated in an event or organised programme in Wormwood Scrubs?

Answered: 324 Skipped: 73

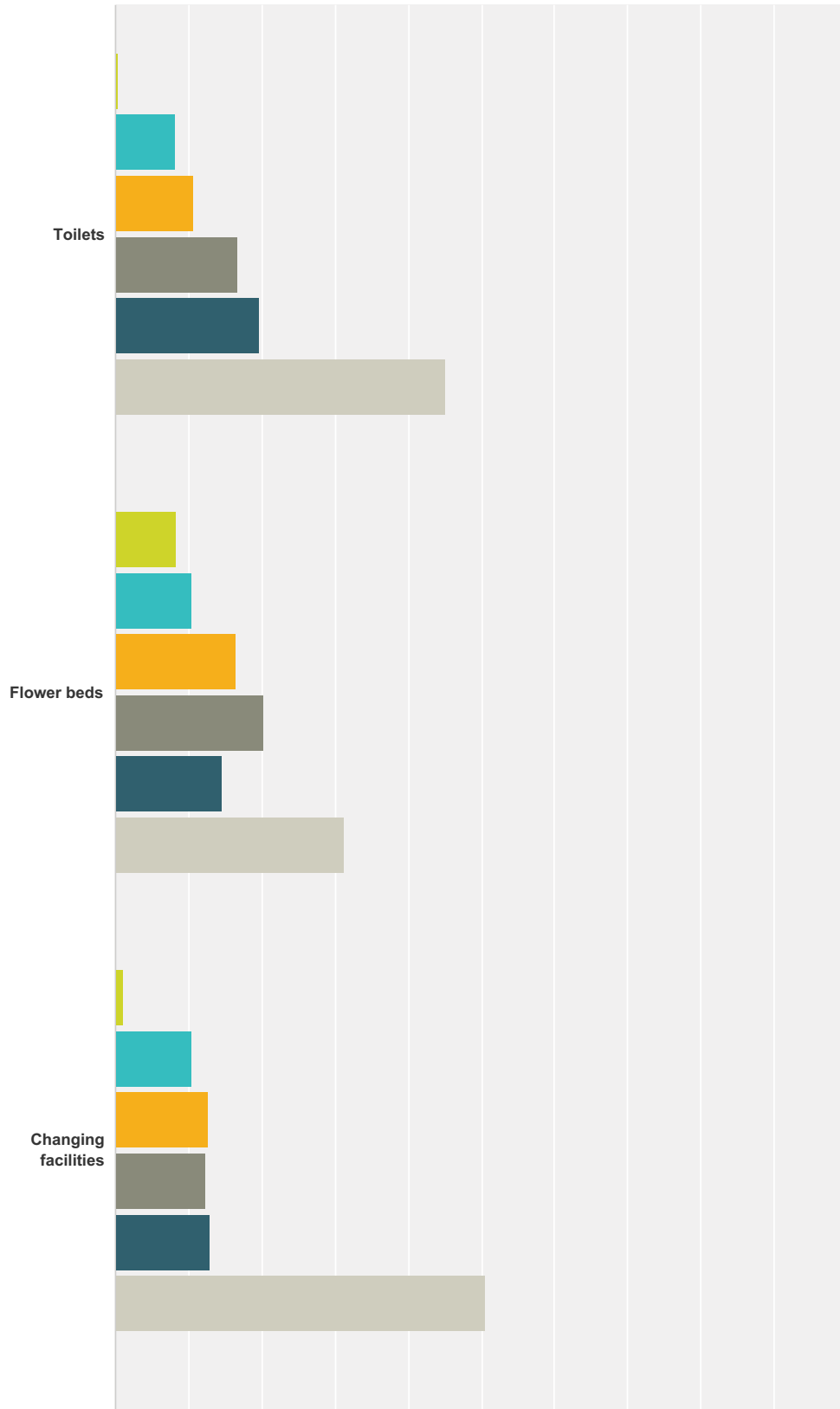


| Answer Choices | Responses |
|-----------------------|------------|
| Often | 14.20% 46 |
| Sometimes | 21.91% 71 |
| Never | 55.86% 181 |
| No programmes offered | 8.02% 26 |
| Total | 324 |

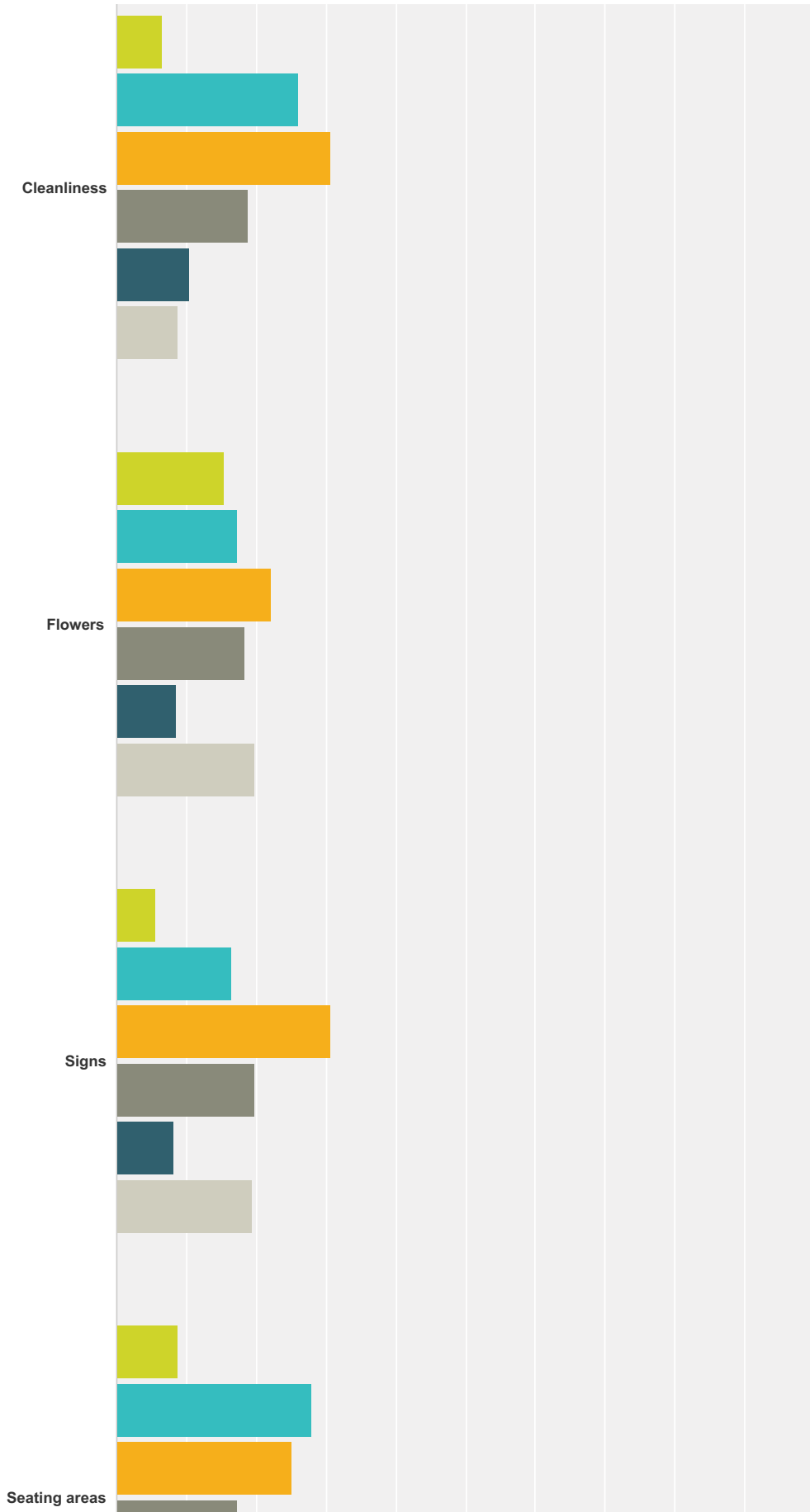
Wormwood Scrubs Survey

Q15 What do you think about the range of facilities in Wormwood Scrubs?

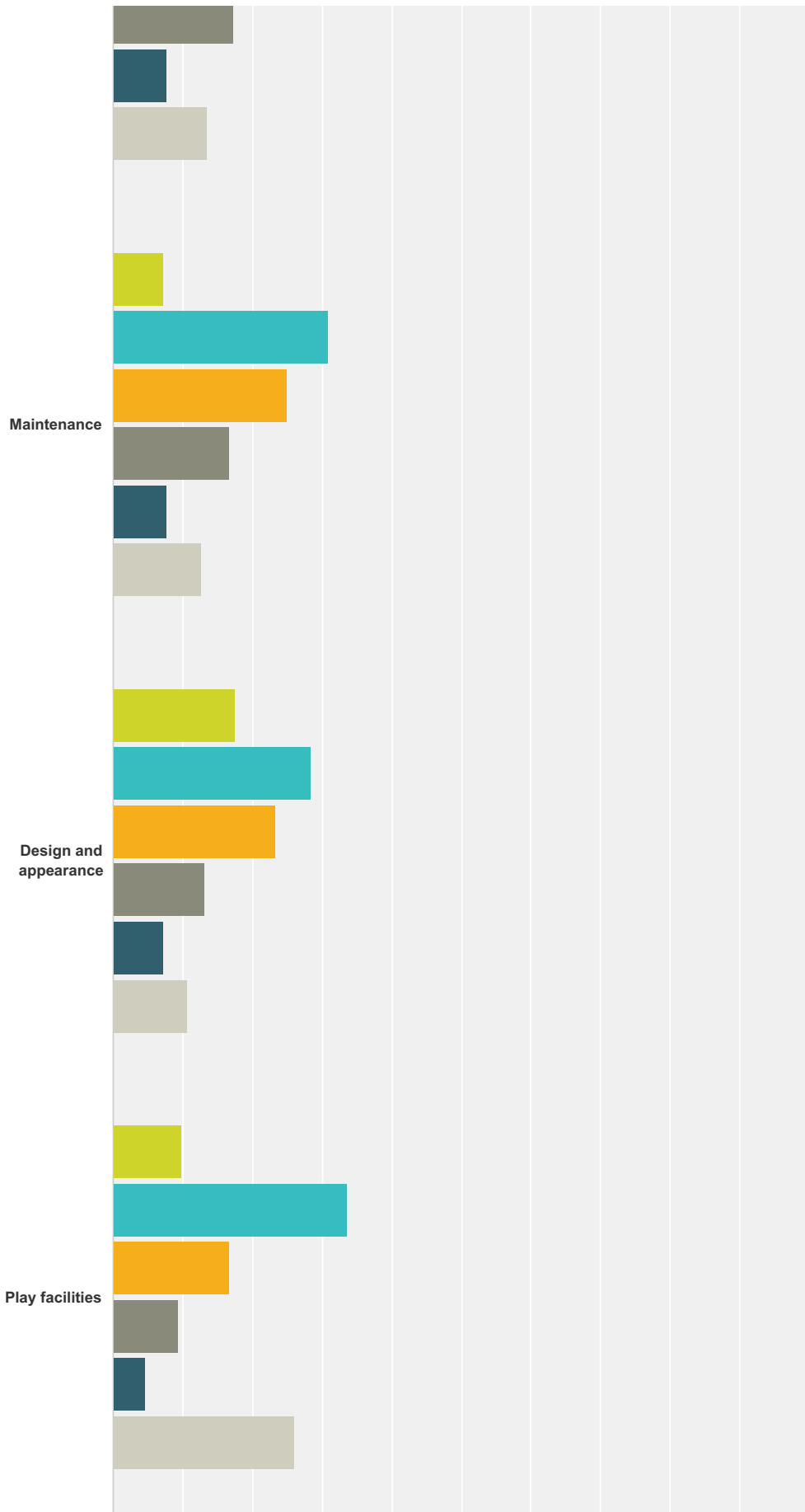
Answered: 299 Skipped: 98



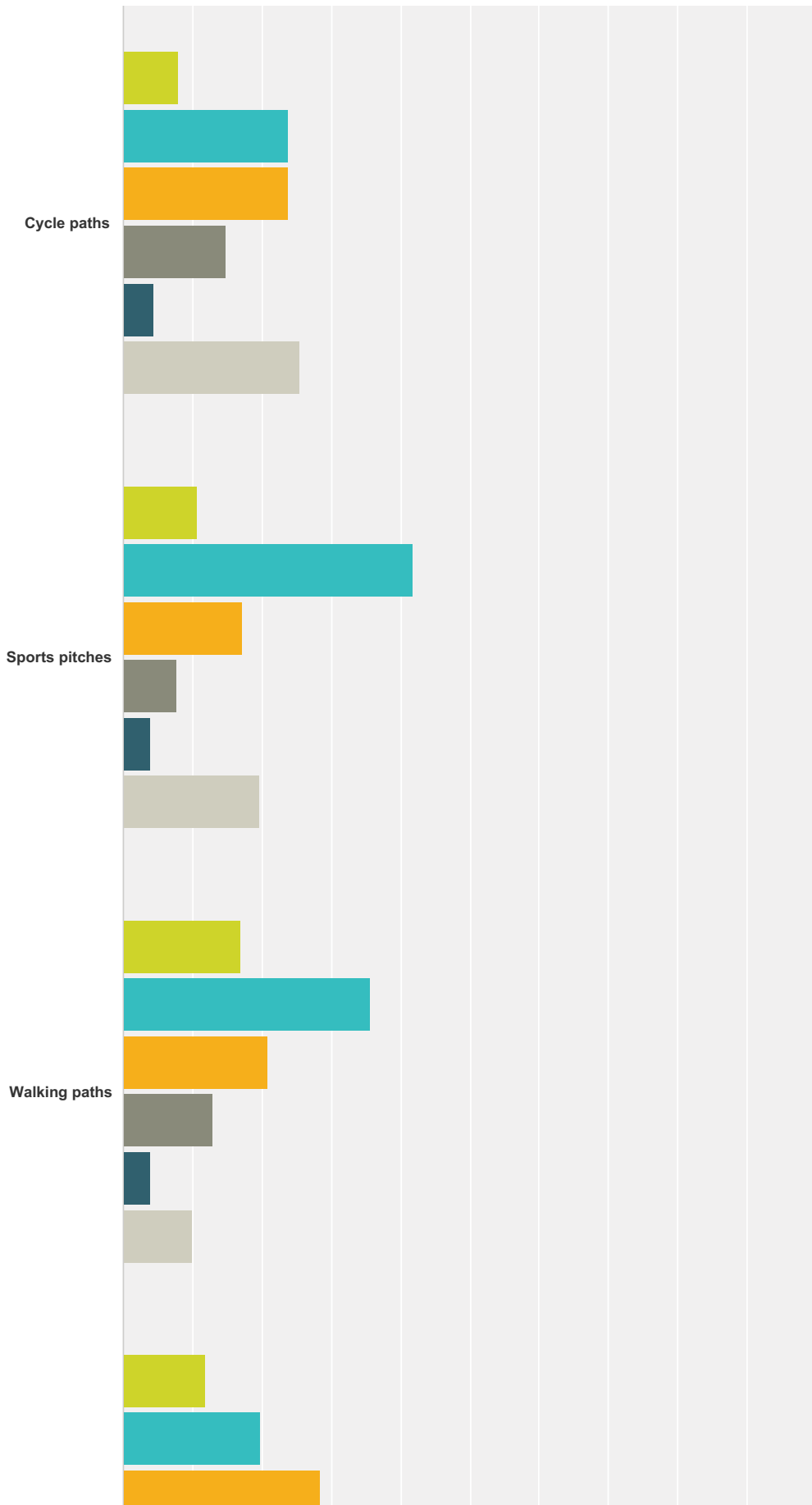
Wormwood Scrubs Survey



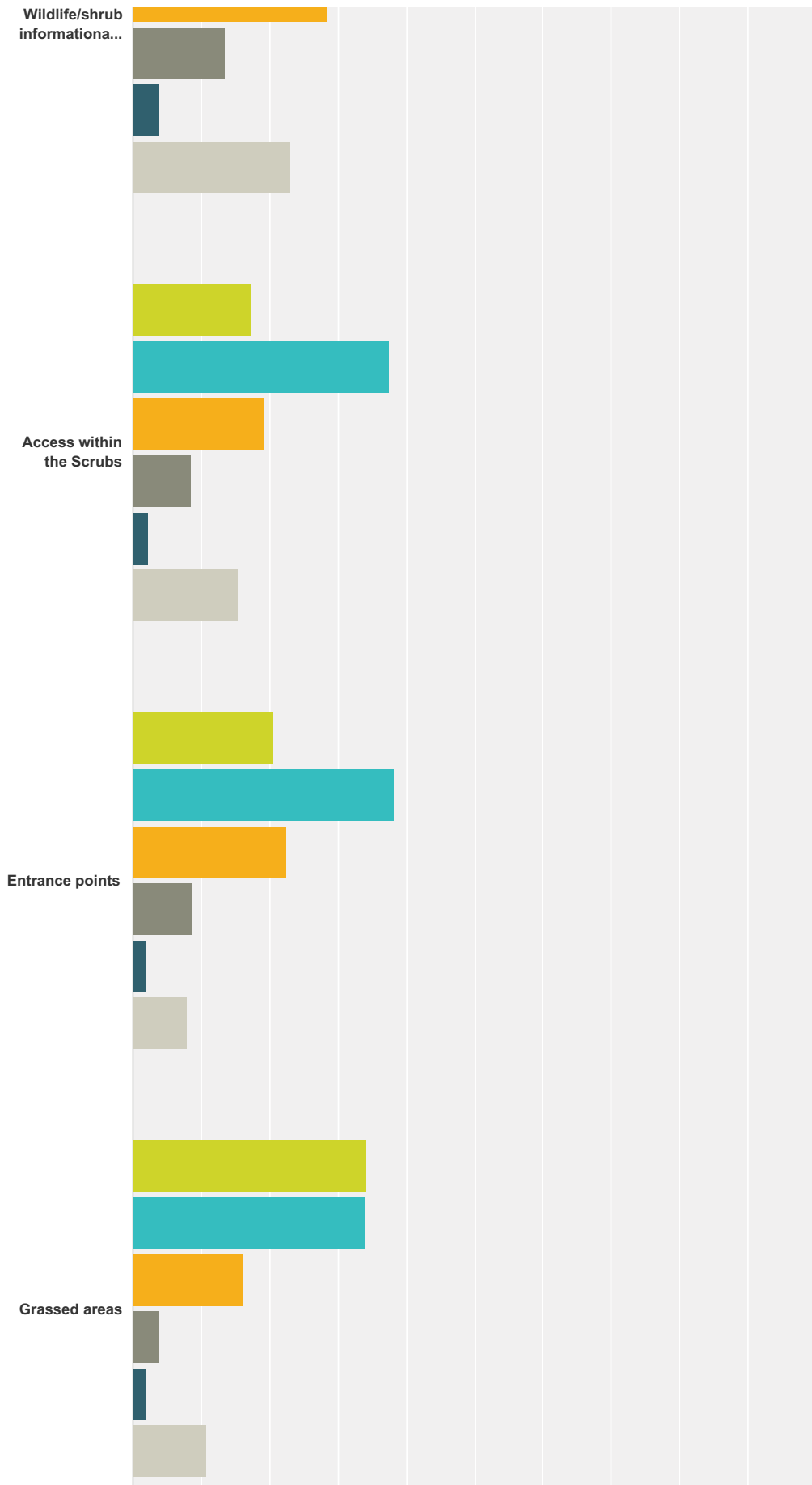
Wormwood Scrubs Survey



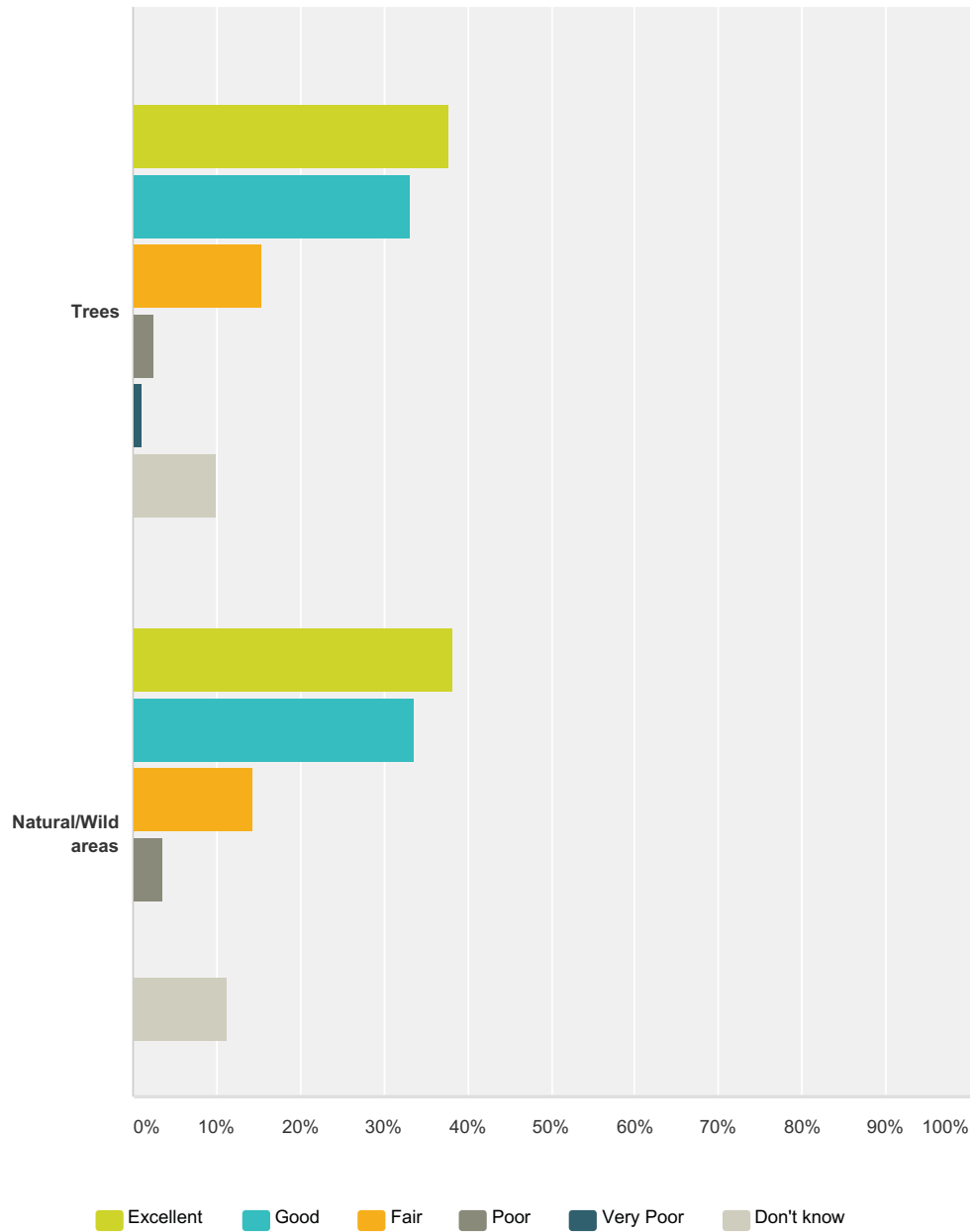
Wormwood Scrubs Survey



Wormwood Scrubs Survey



Wormwood Scrubs Survey



| | Excellent | Good | Fair | Poor | Very Poor | Don't know | Total Respondents |
|---------------------|--------------|--------------|--------------|--------------|--------------|---------------|-------------------|
| Toilets | 0.37% 1 | 8.12% 22 | 10.70% 29 | 16.61% 45 | 19.56% 53 | 45.02% 122 | 271 |
| Flower beds | 8.43% 22 | 10.34% 27 | 16.48% 43 | 20.31% 53 | 14.56% 38 | 31.42% 82 | 261 |
| Changing facilities | 1.12% 3 | 10.41% 28 | 12.64% 34 | 12.27% 33 | 13.01% 35 | 50.56% 136 | 269 |
| Cleanliness | 6.50% 18 | 25.99% 72 | 30.69% 85 | 18.77% 52 | 10.47% 29 | 8.66% 24 | 277 |
| Flowers | 15.50% 42 | 17.34% 47 | 22.14% 60 | 18.45% 50 | 8.49% 23 | 19.93% 54 | 271 |
| Signs | 5.60% 15 | 16.42% 44 | 30.60% 82 | 19.78% 53 | 8.21% 22 | 19.40% 52 | 268 |

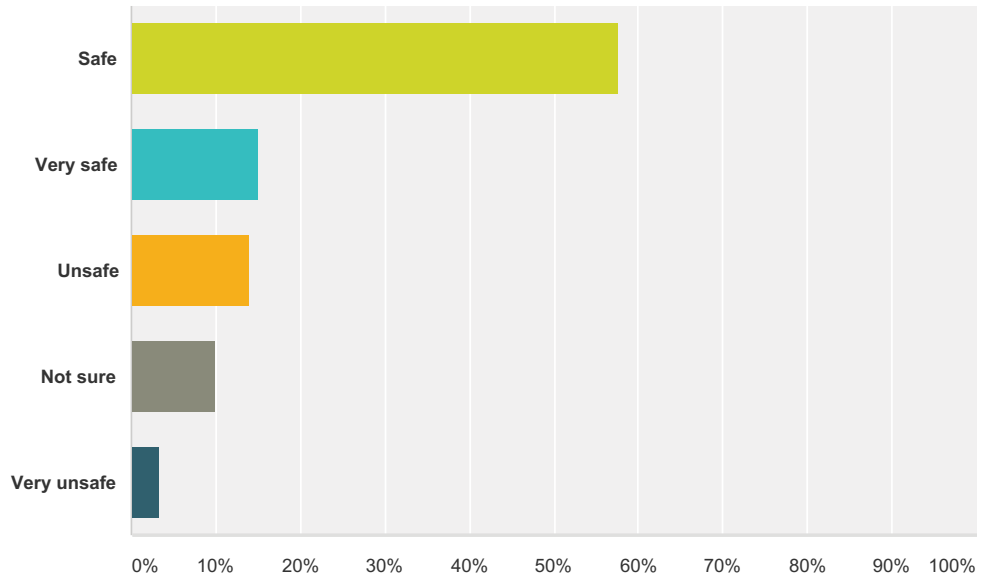
Wormwood Scrubs Survey

| | | | | | | | |
|------------------------------------|----------------------|----------------------|---------------------|---------------------|--------------------|---------------------|-----|
| Seating areas | 8.86% 24 | 28.04% 76 | 25.09% 68 | 17.34% 47 | 7.75% 21 | 13.65% 37 | 271 |
| Maintenance | 7.27% 20 | 30.91% 85 | 25.09% 69 | 16.73% 46 | 7.64% 21 | 12.73% 35 | 275 |
| Design and appearance | 17.52% 48 | 28.47% 78 | 23.36% 64 | 13.14% 36 | 7.30% 20 | 10.58% 29 | 274 |
| Play facilities | 9.75% 27 | 33.57% 93 | 16.61% 46 | 9.39% 26 | 4.69% 13 | 25.99% 72 | 277 |
| Cycle paths | 7.84% 21 | 23.88% 64 | 23.88% 64 | 14.93% 40 | 4.48% 12 | 25.37% 68 | 268 |
| Sports pitches | 10.55% 29 | 41.82% 115 | 17.09% 47 | 7.64% 21 | 4.00% 11 | 19.64% 54 | 275 |
| Walking paths | 16.97% 47 | 35.74% 99 | 20.94% 58 | 13.00% 36 | 3.97% 11 | 10.11% 28 | 277 |
| Wildlife/shrub informational board | 11.81% 32 | 19.93% 54 | 28.41% 77 | 13.65% 37 | 4.06% 11 | 22.88% 62 | 271 |
| Access within the Scrubs | 17.34% 47 | 37.64% 102 | 19.19% 52 | 8.49% 23 | 2.21% 6 | 15.50% 42 | 271 |
| Entrance points | 20.73% 57 | 38.18% 105 | 22.55% 62 | 8.73% 24 | 2.18% 6 | 8.00% 22 | 275 |
| Grassed areas | 34.30% 95 | 33.94% 94 | 16.25% 45 | 3.97% 11 | 2.17% 6 | 10.83% 30 | 277 |
| Trees | 37.77% 105 | 33.09% 92 | 15.47% 43 | 2.52% 7 | 1.08% 3 | 10.07% 28 | 278 |
| Natural/Wild areas | 38.11% 109 | 33.57% 96 | 14.34% 41 | 3.50% 10 | 0.00% 0 | 11.19% 32 | 286 |

Wormwood Scrubs Survey

Q16 Do you feel safe in Wormwood Scrubs?

Answered: 337 Skipped: 60



| Answer Choices | Responses | |
|----------------|-----------|------------|
| Safe | 57.57% | 194 |
| Very safe | 15.13% | 51 |
| Unsafe | 13.95% | 47 |
| Not sure | 10.09% | 34 |
| Very unsafe | 3.26% | 11 |
| Total | | 337 |

Wormwood Scrubs Survey

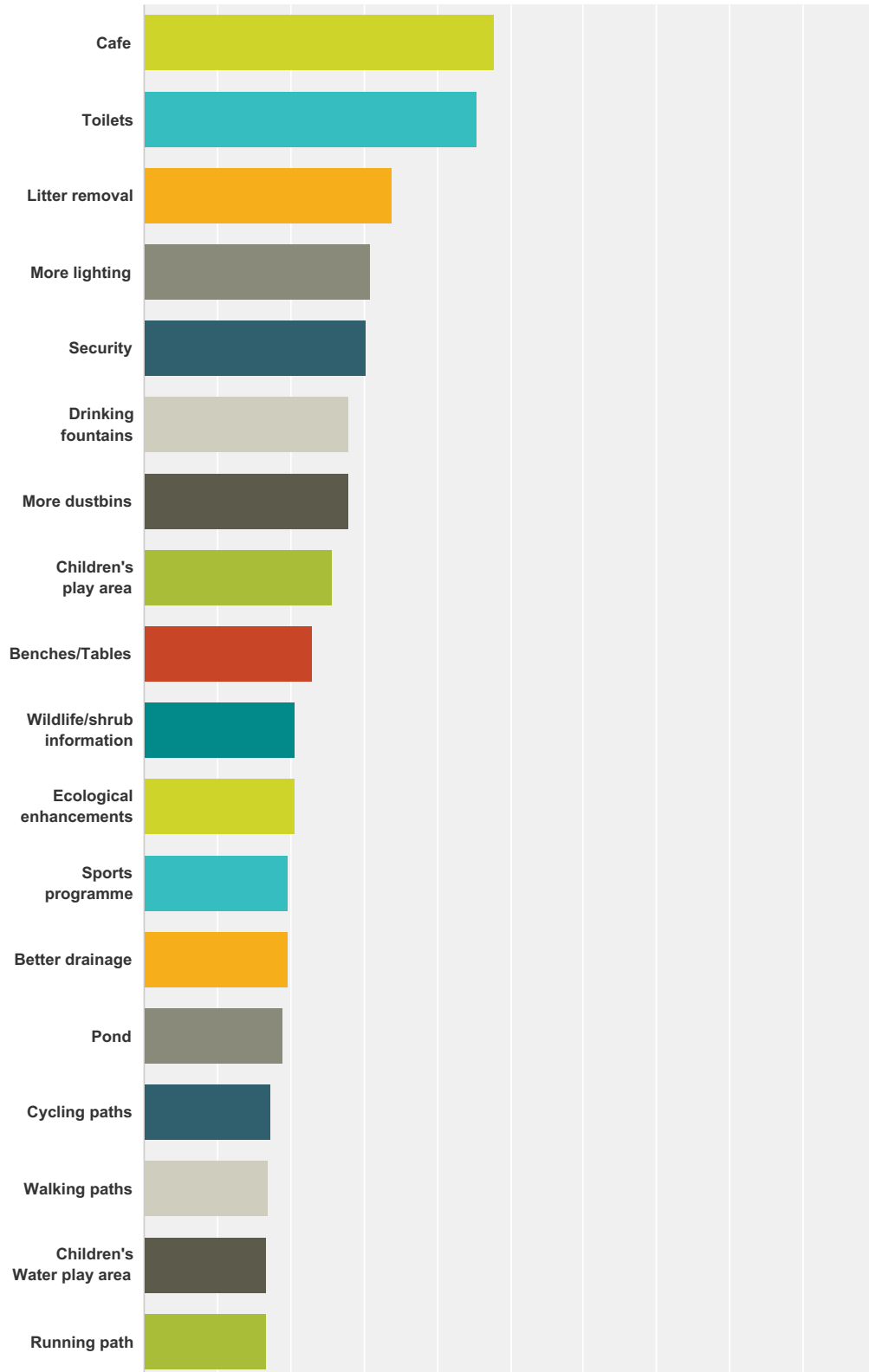
Q17 If you think it needs it, where and how do you think safety could be improved?

Answered: 140 Skipped: 257

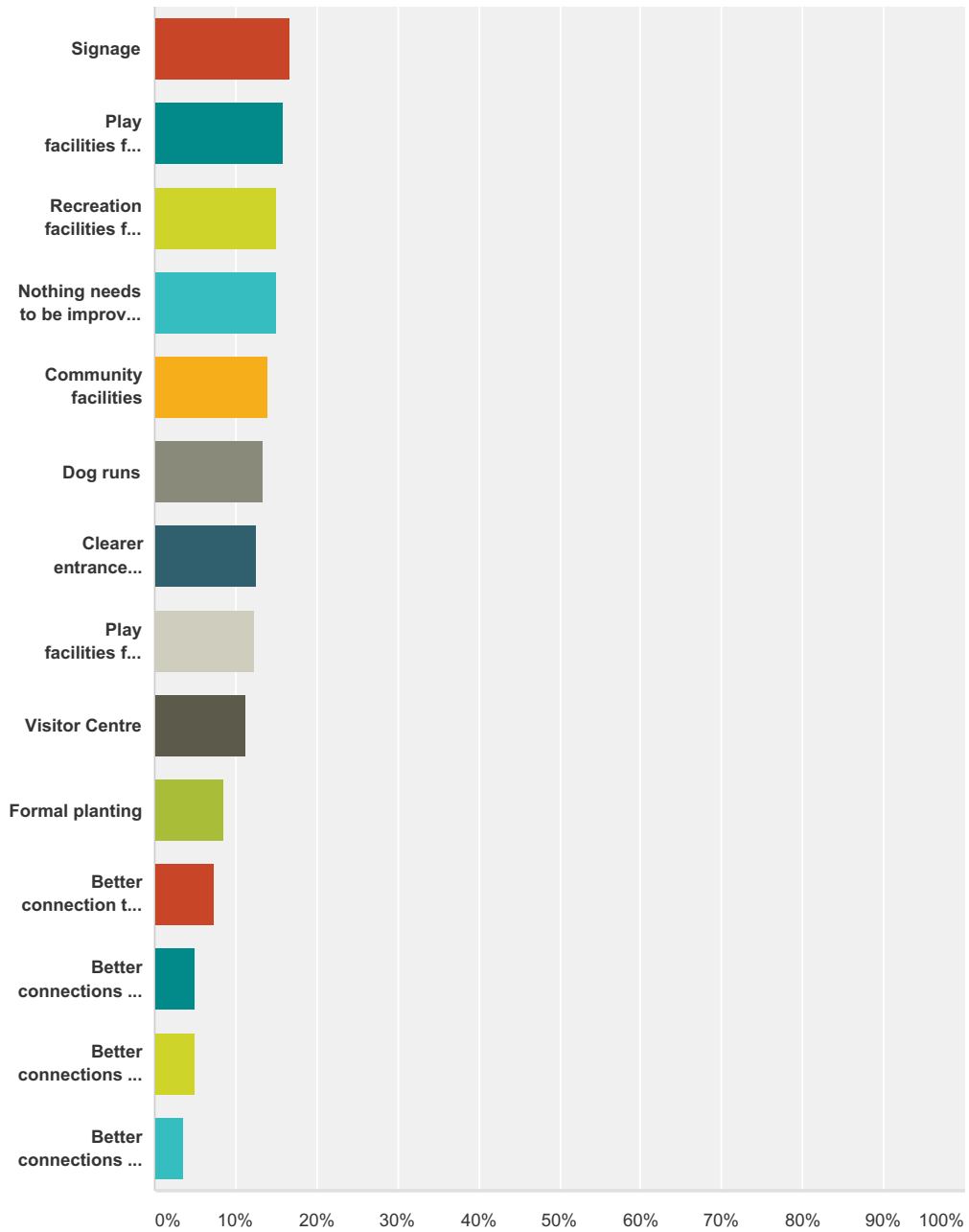
Wormwood Scrubs Survey

Q18 From the following list, what new or improved facilities you would like to see at the Wormwood Scrubs?

Answered: 373 Skipped: 24



Wormwood Scrubs Survey



| Answer Choices | Responses | |
|--------------------|-----------|-----|
| Cafe | 47.72% | 178 |
| Toilets | 45.58% | 170 |
| Litter removal | 33.78% | 126 |
| More lighting | 30.83% | 115 |
| Security | 30.29% | 113 |
| Drinking fountains | 27.88% | 104 |
| More dustbins | 27.88% | 104 |

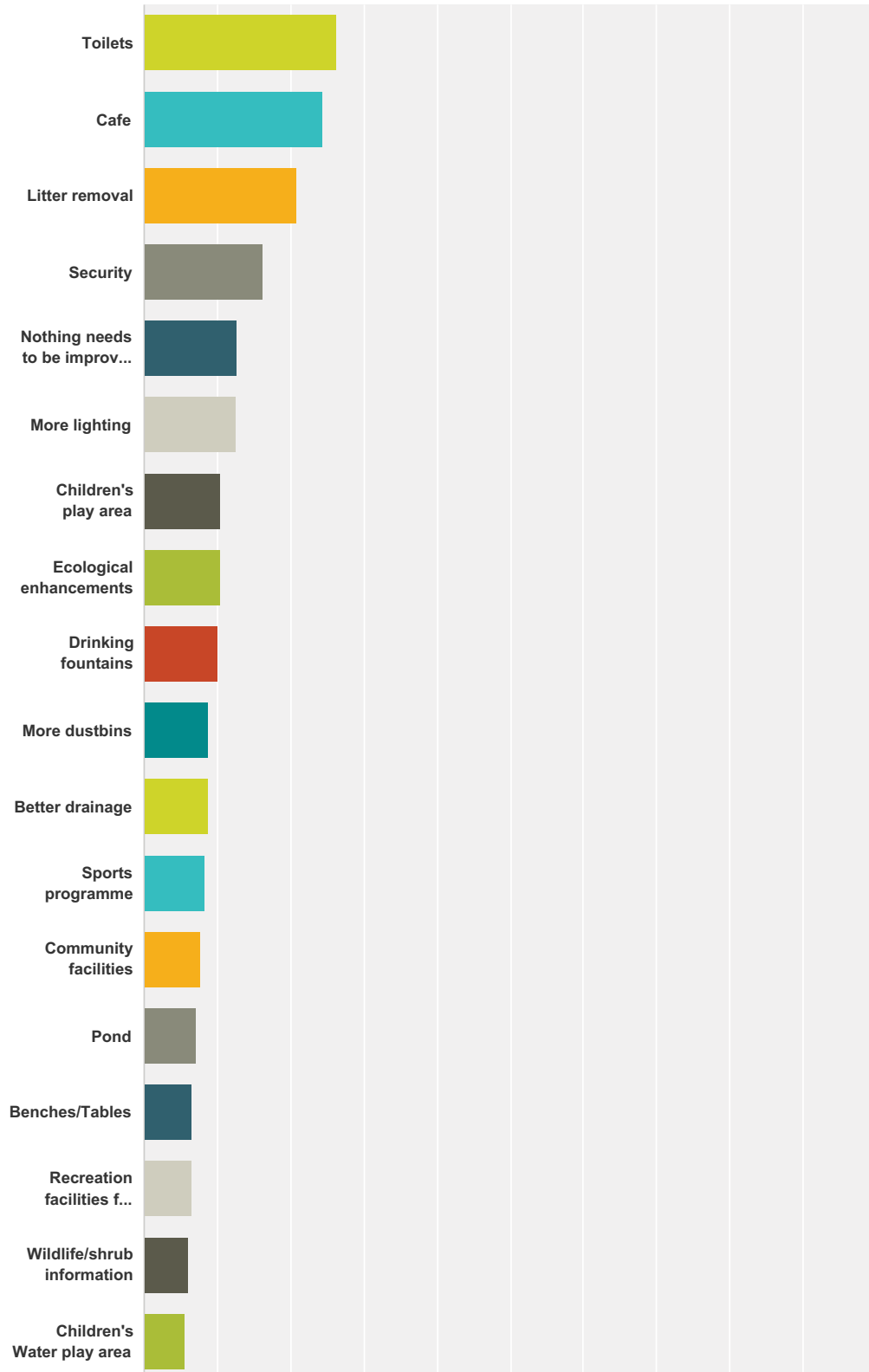
Wormwood Scrubs Survey

| | | |
|--|--------|----|
| Children's play area | 25.74% | 96 |
| Benches/Tables | 23.06% | 86 |
| Wildlife/shrub information | 20.64% | 77 |
| Ecological enhancements | 20.64% | 77 |
| Sports programme | 19.57% | 73 |
| Better drainage | 19.57% | 73 |
| Pond | 19.03% | 71 |
| Cycling paths | 17.43% | 65 |
| Walking paths | 16.89% | 63 |
| Children's Water play area | 16.62% | 62 |
| Running path | 16.62% | 62 |
| Signage | 16.62% | 62 |
| Play facilities for 6-12 year olds | 15.82% | 59 |
| Recreation facilities for teenagers | 15.01% | 56 |
| Nothing needs to be improved or changed | 15.01% | 56 |
| Community facilities | 13.94% | 52 |
| Dog runs | 13.40% | 50 |
| Clearer entrance locations | 12.60% | 47 |
| Play facilities for under 5's | 12.33% | 46 |
| Visitor Centre | 11.26% | 42 |
| Formal planting | 8.58% | 32 |
| Better connection to North of the Park | 7.24% | 27 |
| Better connections to South of the Park | 5.09% | 19 |
| Better connections to the east of the Park | 5.09% | 19 |
| Better connections to west of the Park | 3.49% | 13 |
| Total Respondents: 373 | | |

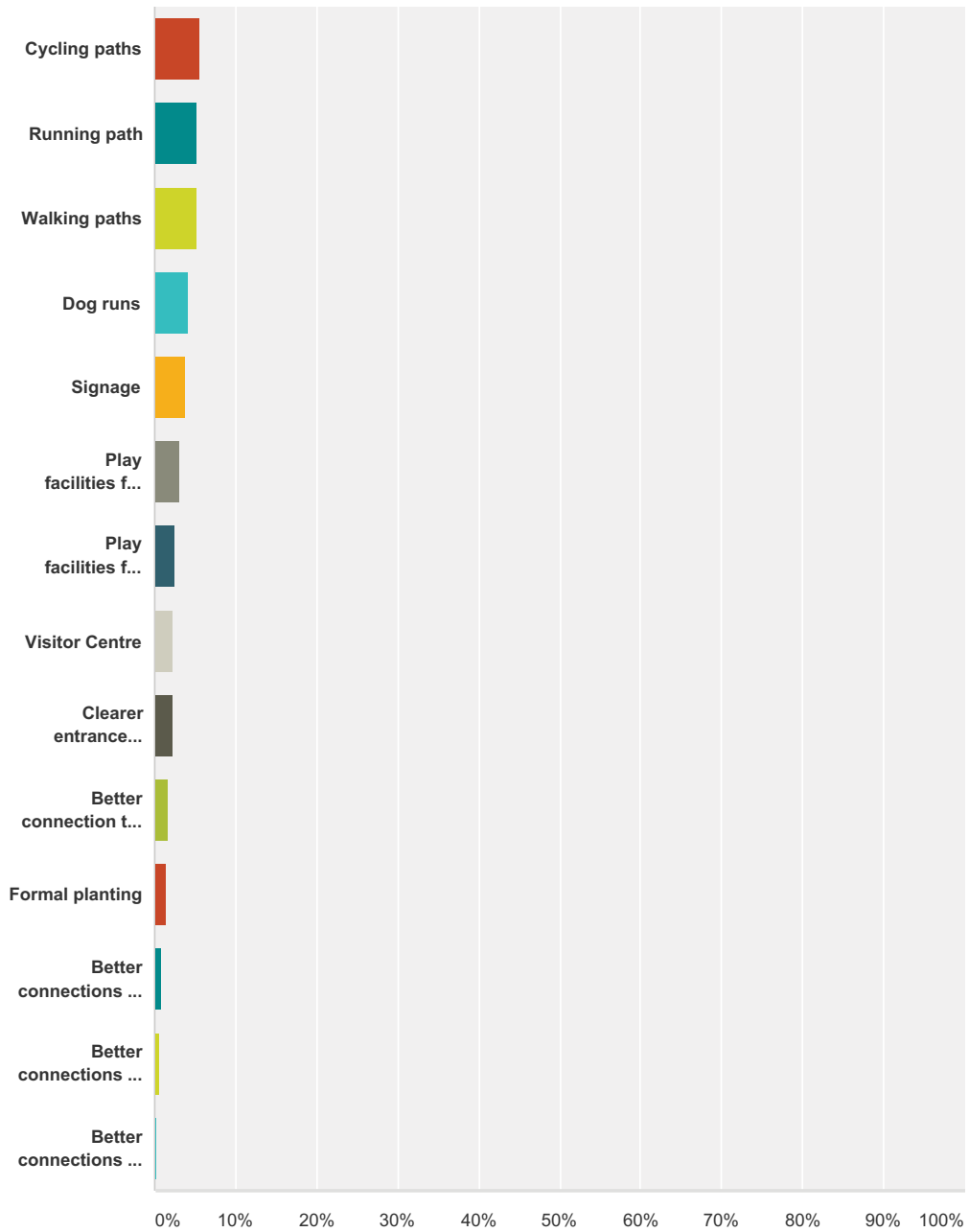
Wormwood Scrubs Survey

Q19 From your previous answer, please now select which THREE new or improved facilities you would most like?

Answered: 351 Skipped: 46



Wormwood Scrubs Survey



| Answer Choices | Responses | Count |
|---|-----------|-------|
| Toilets | 26.21% | 92 |
| Cafe | 24.50% | 86 |
| Litter removal | 20.80% | 73 |
| Security | 16.24% | 57 |
| Nothing needs to be improved or changed | 12.82% | 45 |
| More lighting | 12.54% | 44 |
| Children's play area | 10.54% | 37 |

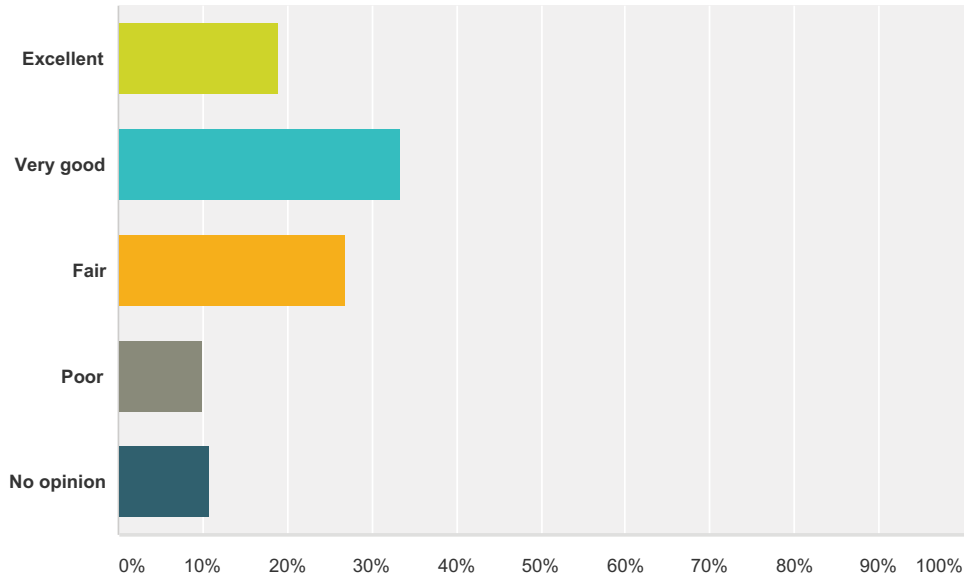
Wormwood Scrubs Survey

| | | |
|--|--------|----|
| Ecological enhancements | 10.54% | 37 |
| Drinking fountains | 9.97% | 35 |
| More dustbins | 8.83% | 31 |
| Better drainage | 8.83% | 31 |
| Sports programme | 8.26% | 29 |
| Community facilities | 7.69% | 27 |
| Pond | 7.12% | 25 |
| Benches/Tables | 6.55% | 23 |
| Recreation facilities for teenagers | 6.55% | 23 |
| Wildlife/shrub information | 5.98% | 21 |
| Children's Water play area | 5.70% | 20 |
| Cycling paths | 5.70% | 20 |
| Running path | 5.13% | 18 |
| Walking paths | 5.13% | 18 |
| Dog runs | 4.27% | 15 |
| Signage | 3.70% | 13 |
| Play facilities for 6-12 year olds | 3.13% | 11 |
| Play facilities for under 5's | 2.56% | 9 |
| Visitor Centre | 2.28% | 8 |
| Clearer entrance locations | 2.28% | 8 |
| Better connection to North of the Park | 1.71% | 6 |
| Formal planting | 1.42% | 5 |
| Better connections to the east of the Park | 0.85% | 3 |
| Better connections to South of the Park | 0.57% | 2 |
| Better connections to west of the Park | 0.28% | 1 |
| Total Respondents: 351 | | |

Wormwood Scrubs Survey

Q20 What is your overall opinion of Wormwood Scrubs?

Answered: 342 Skipped: 55

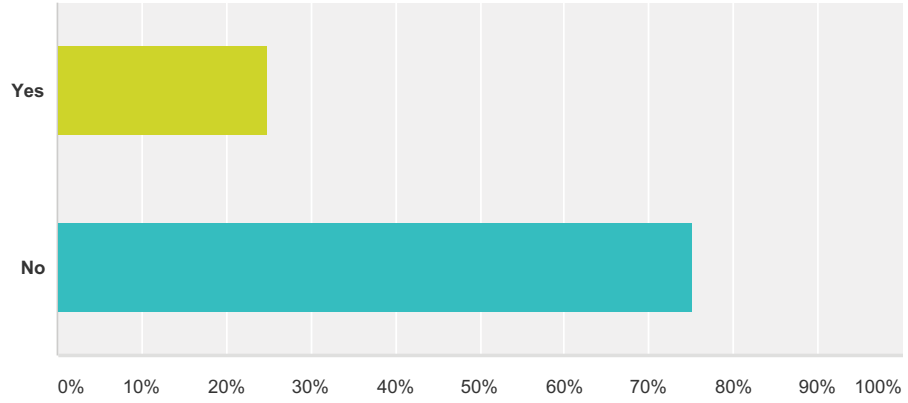


| Answer Choices | Responses |
|----------------|------------|
| Excellent | 19.01% 65 |
| Very good | 33.33% 114 |
| Fair | 26.90% 92 |
| Poor | 9.94% 34 |
| No opinion | 10.82% 37 |
| Total | 342 |

Wormwood Scrubs Survey

Q21 Have you ever used the Old Oak Community Centre?

Answered: 359 Skipped: 38

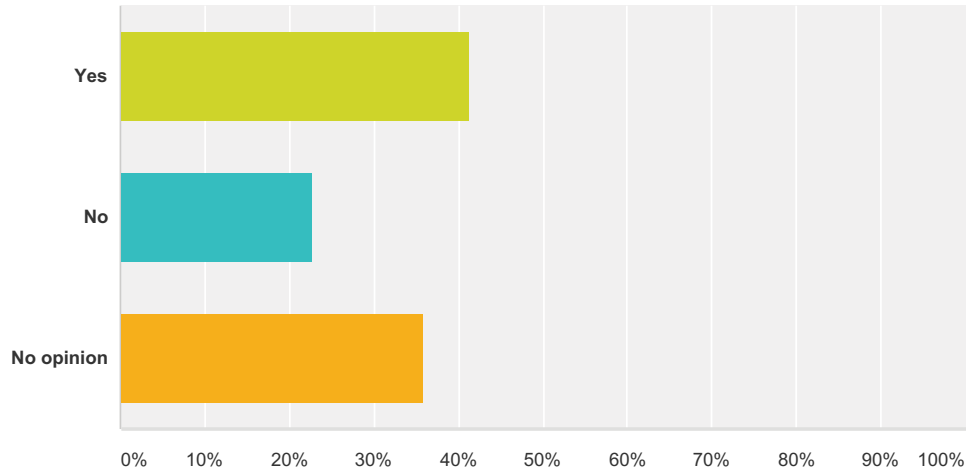


| Answer Choices | Responses |
|----------------|------------|
| Yes | 24.79% 89 |
| No | 75.21% 270 |
| Total | 359 |

Wormwood Scrubs Survey

Q22 Are you happy with the facilities in community centre?

Answered: 198 Skipped: 199

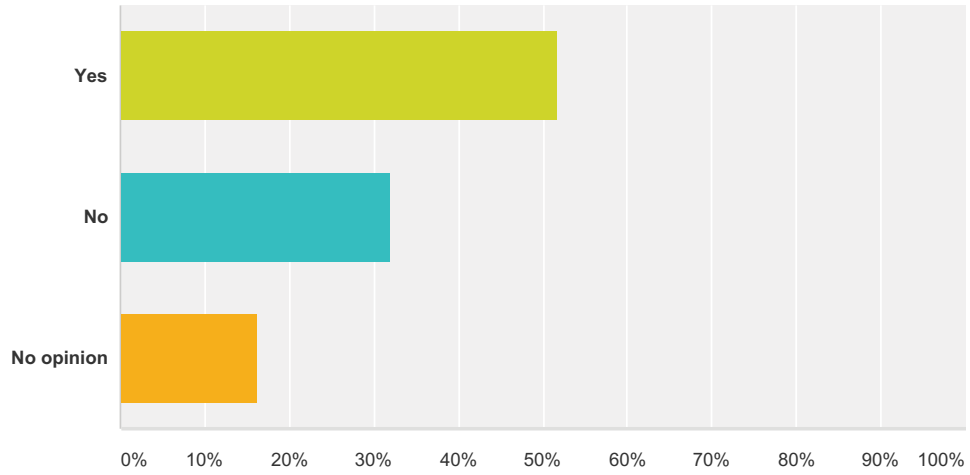


| Answer Choices | Responses |
|----------------|------------|
| Yes | 41.41% 82 |
| No | 22.73% 45 |
| No opinion | 35.86% 71 |
| Total | 198 |

Wormwood Scrubs Survey

Q23 Do you think it would be good to have a cycle lane which can be connected to the community centre?

Answered: 313 Skipped: 84

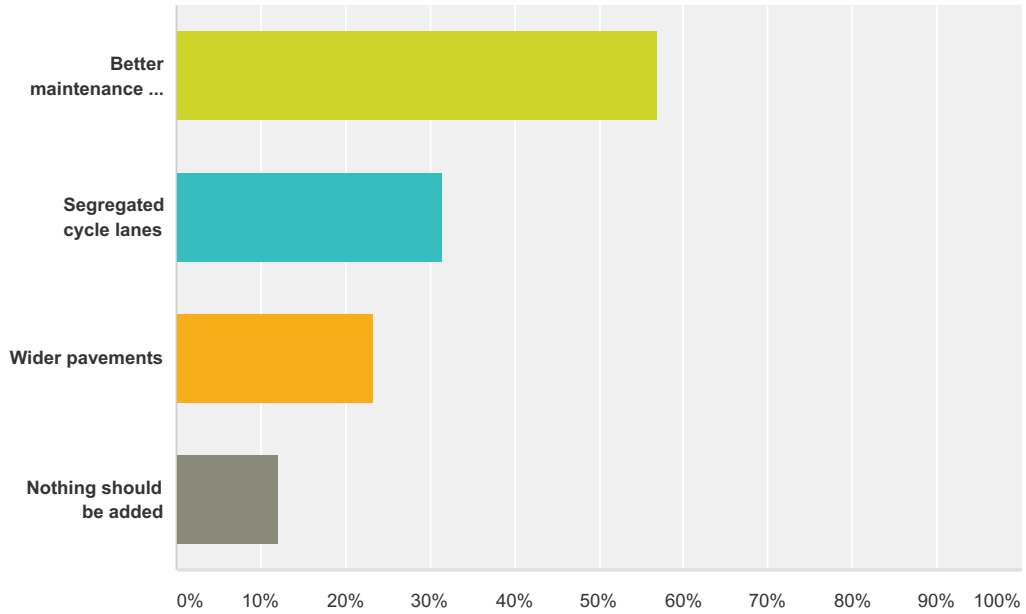


| Answer Choices | Responses |
|----------------|------------|
| Yes | 51.76% 162 |
| No | 31.95% 100 |
| No opinion | 16.29% 51 |
| Total | 313 |

Wormwood Scrubs Survey

Q24 Which of the following would you like to see added to Scrubs Lane on the eastern edge of Wormwood Scrubs?

Answered: 295 Skipped: 102

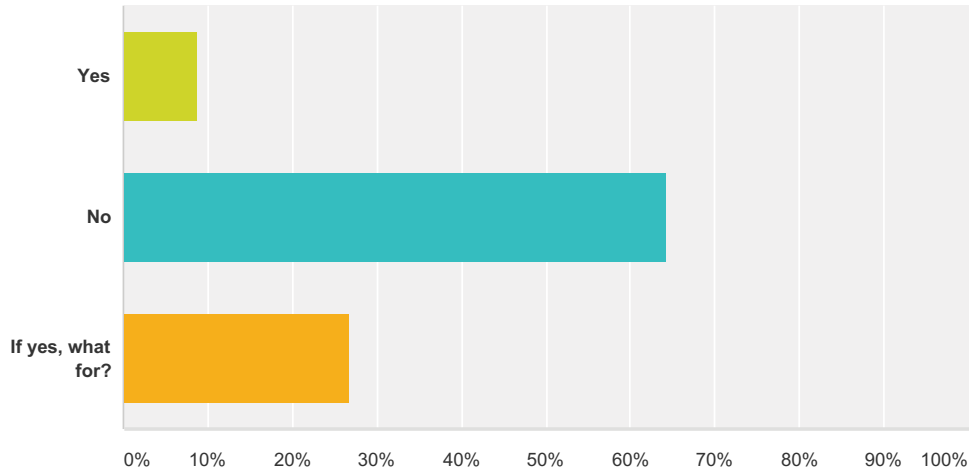


| Answer Choices | Responses |
|---|------------|
| Better maintenance of the edges around the park | 56.95% 168 |
| Segregated cycle lanes | 31.53% 93 |
| Wider pavements | 23.39% 69 |
| Nothing should be added | 12.20% 36 |
| Total Respondents: 295 | |

Wormwood Scrubs Survey

Q25 Have you ever used the Linford Christie Stadium?

Answered: 351 Skipped: 46

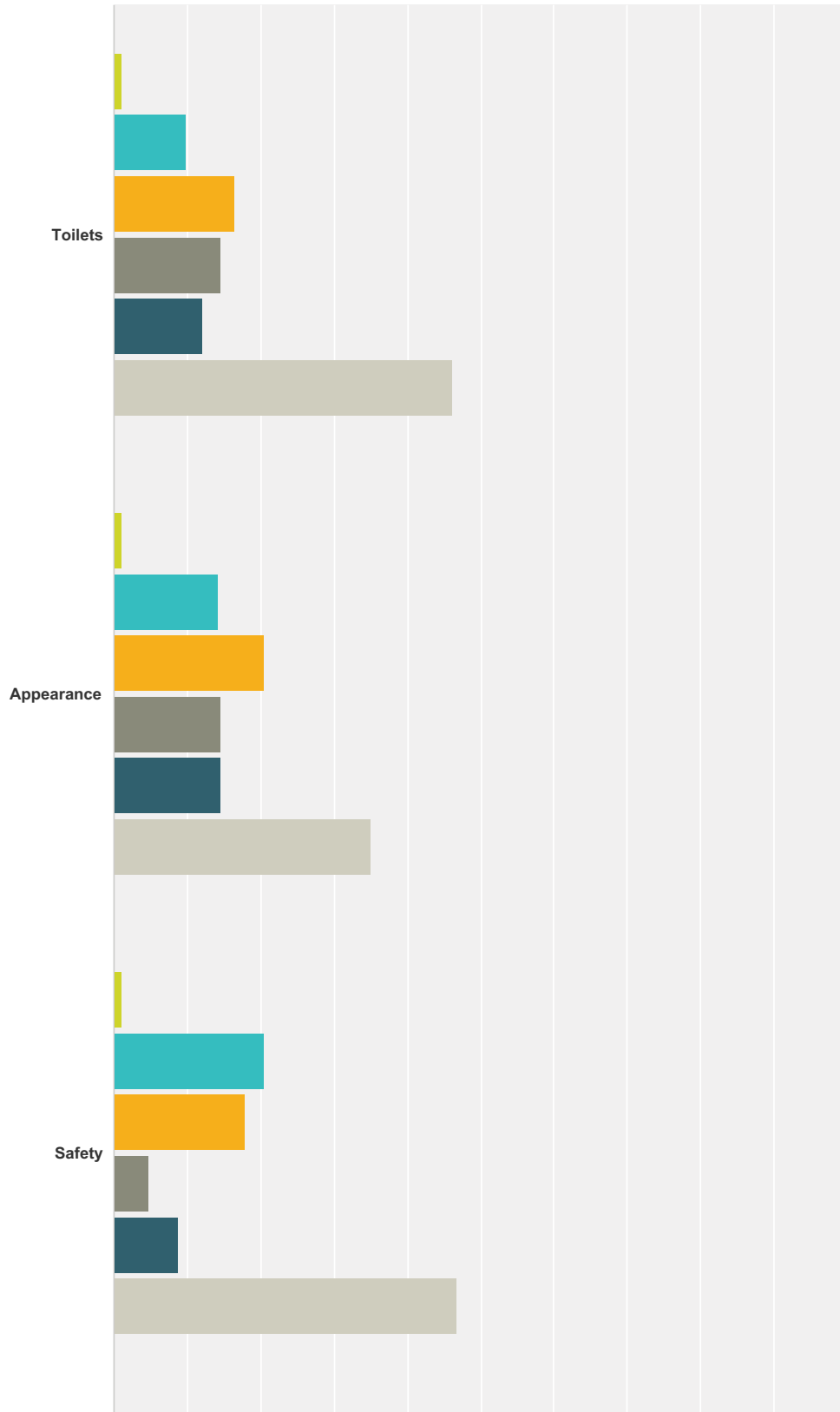


| Answer Choices | Responses |
|-------------------|------------|
| Yes | 8.83% 31 |
| No | 64.39% 226 |
| If yes, what for? | 26.78% 94 |
| Total | 351 |

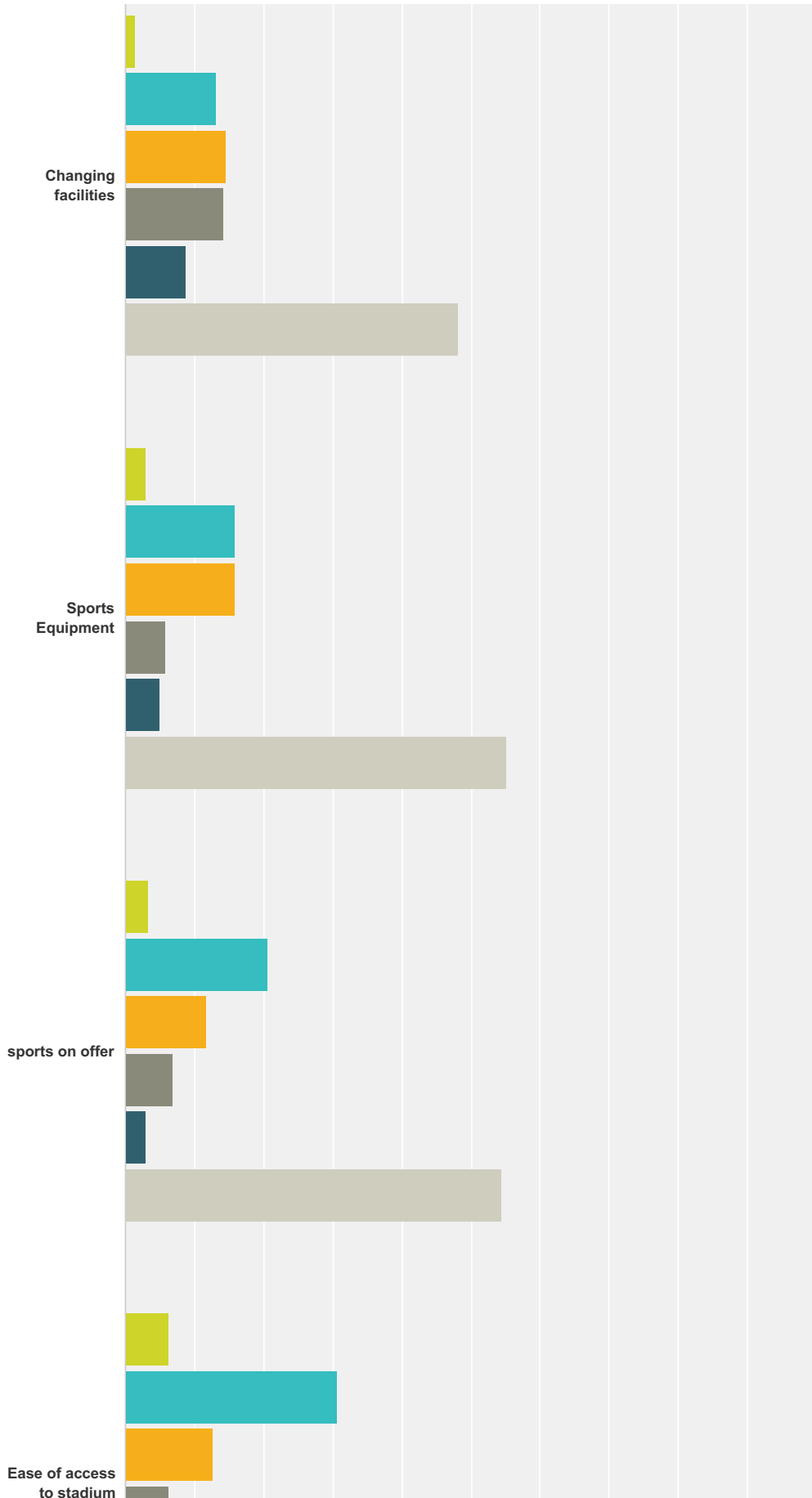
Wormwood Scrubs Survey

Q26 How would you rate the following at the Linford Christie Stadium?

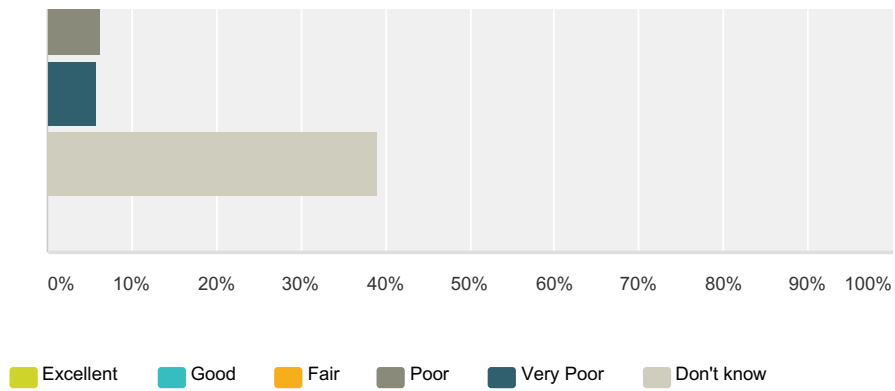
Answered: 211 Skipped: 186



Wormwood Scrubs Survey



Wormwood Scrubs Survey

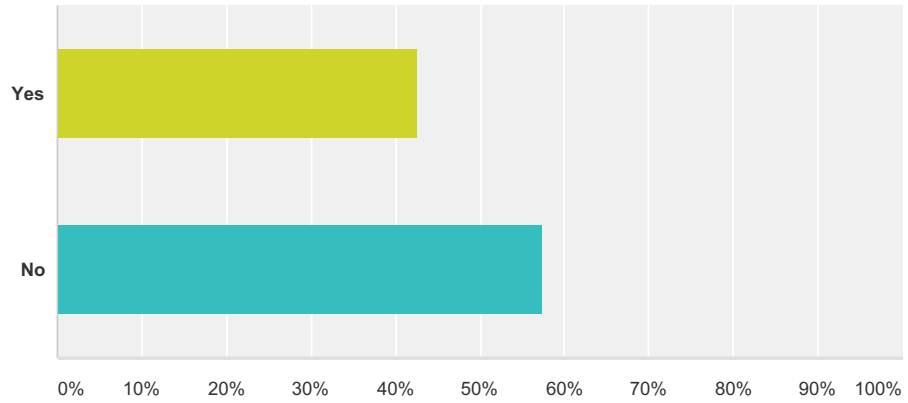


| | Excellent | Good | Fair | Poor | Very Poor | Don't know | Total Respondents |
|---------------------------|-------------|--------------|--------------|--------------|--------------|---------------|-------------------|
| Toilets | 0.97% 2 | 9.71% 20 | 16.50% 34 | 14.56% 30 | 12.14% 25 | 46.12% 95 | 206 |
| Appearance | 0.98% 2 | 14.15% 29 | 20.49% 42 | 14.63% 30 | 14.63% 30 | 35.12% 72 | 205 |
| Safety | 0.98% 2 | 20.49% 42 | 18.05% 37 | 4.88% 10 | 8.78% 18 | 46.83% 96 | 205 |
| Changing facilities | 1.46% 3 | 13.17% 27 | 14.63% 30 | 14.15% 29 | 8.78% 18 | 48.29% 99 | 205 |
| Sports Equipment | 2.96% 6 | 15.76% 32 | 15.76% 32 | 5.91% 12 | 4.93% 10 | 55.17% 112 | 203 |
| sports on offer | 3.43% 7 | 20.59% 42 | 11.76% 24 | 6.86% 14 | 2.94% 6 | 54.41% 111 | 204 |
| Ease of access to stadium | 6.34% 13 | 30.73% 63 | 12.68% 26 | 6.34% 13 | 5.85% 12 | 39.02% 80 | 205 |

Wormwood Scrubs Survey

Q1 Have you heard of the Old Oak and Park Royal Development Corporation (OPDC) before the introduction to this survey?

Answered: 389 Skipped: 8

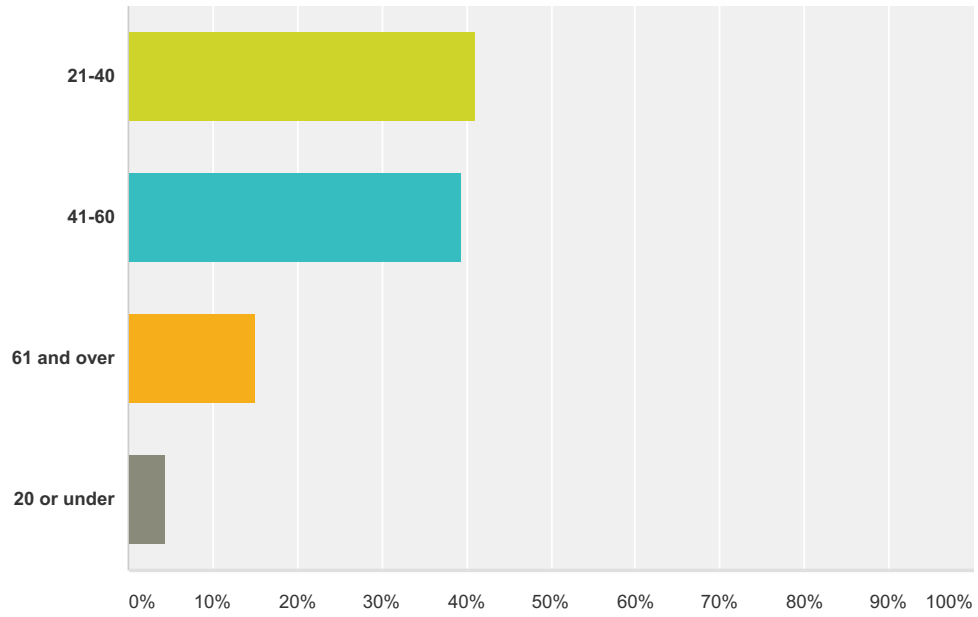


| Answer Choices | Responses | |
|----------------|-----------|------------|
| Yes | 42.67% | 166 |
| No | 57.33% | 223 |
| Total | | 389 |

Wormwood Scrubs Survey

Q2 What is your age range?

Answered: 391 Skipped: 6

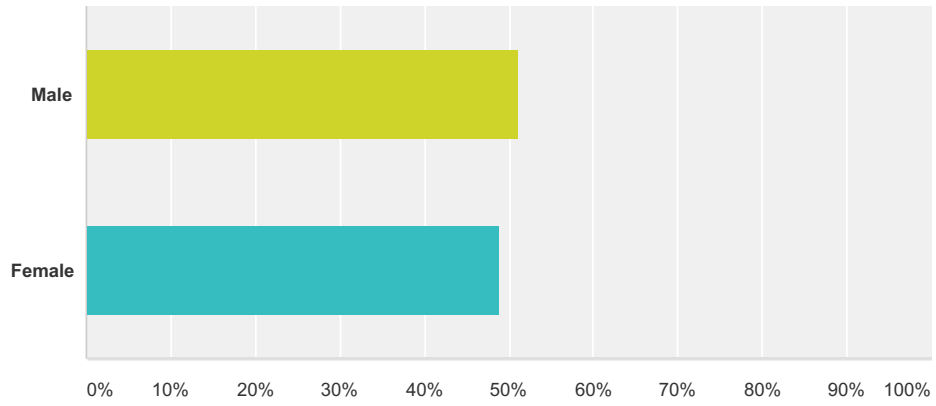


| Answer Choices | Responses | Count |
|----------------|-----------|------------|
| 21-40 | 41.18% | 161 |
| 41-60 | 39.39% | 154 |
| 61 and over | 15.09% | 59 |
| 20 or under | 4.35% | 17 |
| Total | | 391 |

Wormwood Scrubs Survey

Q3 What is your gender?

Answered: 391 Skipped: 6

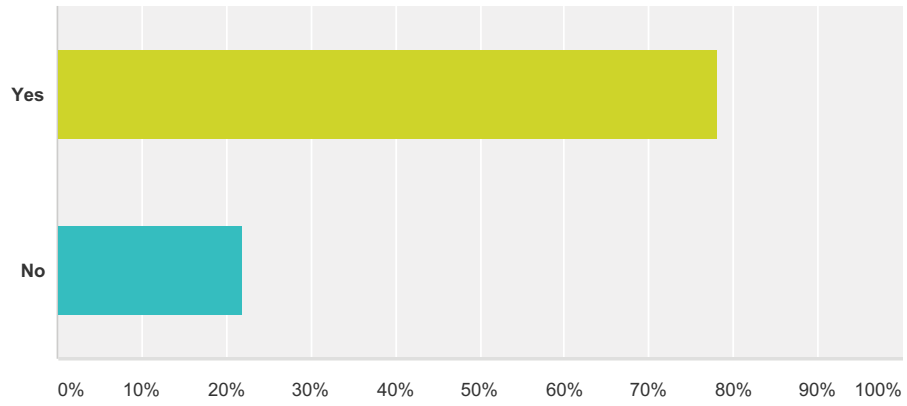


| Answer Choices | Responses |
|----------------|------------|
| Male | 51.15% 200 |
| Female | 48.85% 191 |
| Total | 391 |

Wormwood Scrubs Survey

Q4 Are you a local resident?

Answered: 392 Skipped: 5



| Answer Choices | Responses | |
|----------------|-----------|------------|
| Yes | 78.06% | 306 |
| No | 21.94% | 86 |
| Total | | 392 |

Wormwood Scrubs Survey

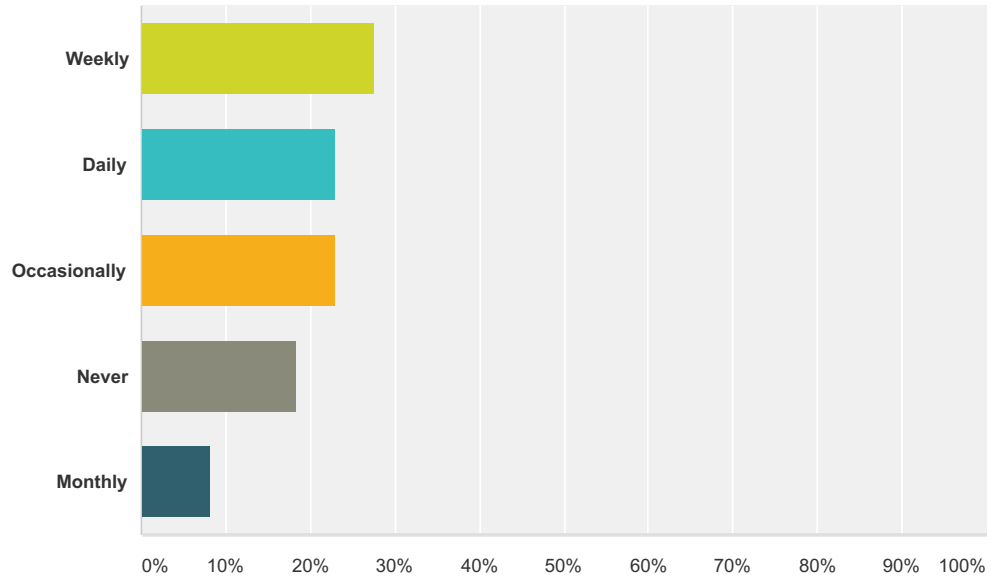
**Q5 What is the first part of your post code?
(i.e NW10)**

Answered: 289 Skipped: 108

Wormwood Scrubs Survey

Q6 How often do you visit Wormwood Scrubs?

Answered: 382 Skipped: 15

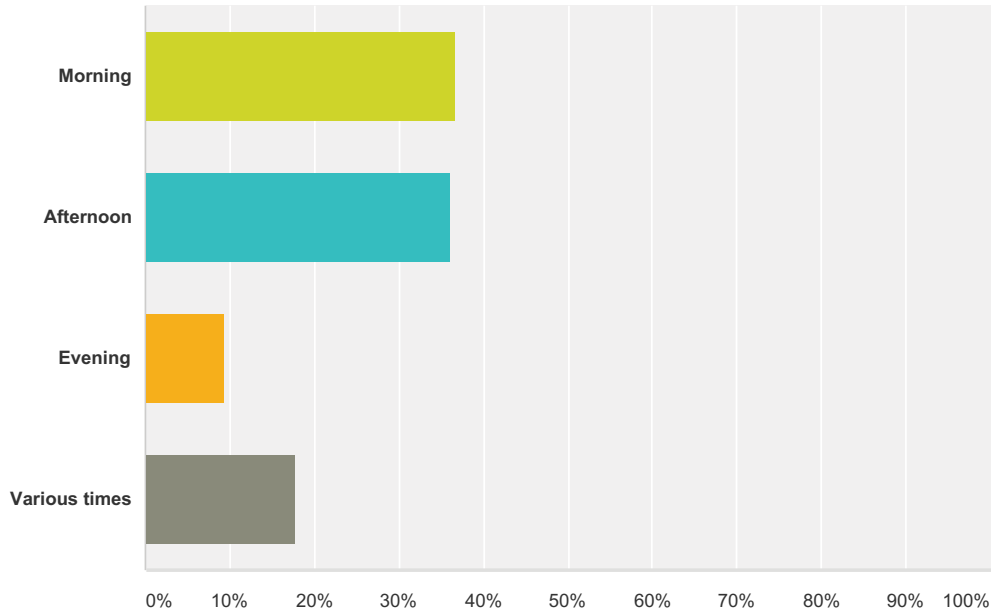


| Answer Choices | Responses |
|----------------|------------|
| Weekly | 27.49% 105 |
| Daily | 23.04% 88 |
| Occasionally | 23.04% 88 |
| Never | 18.32% 70 |
| Monthly | 8.12% 31 |
| Total | 382 |

Wormwood Scrubs Survey

Q7 What time of day do you visit Wormwood Scrubs?

Answered: 316 Skipped: 81

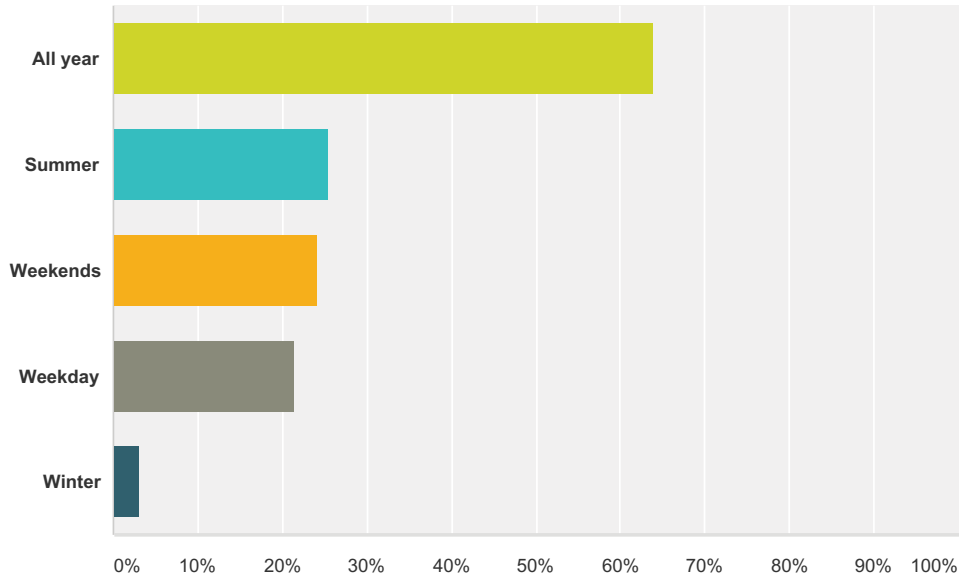


| Answer Choices | Responses |
|----------------|------------|
| Morning | 36.71% 116 |
| Afternoon | 36.08% 114 |
| Evening | 9.49% 30 |
| Various times | 17.72% 56 |
| Total | 316 |

Wormwood Scrubs Survey

Q8 When and what time of the year do you prefer to visit Wormwood Scrubs?

Answered: 321 Skipped: 76

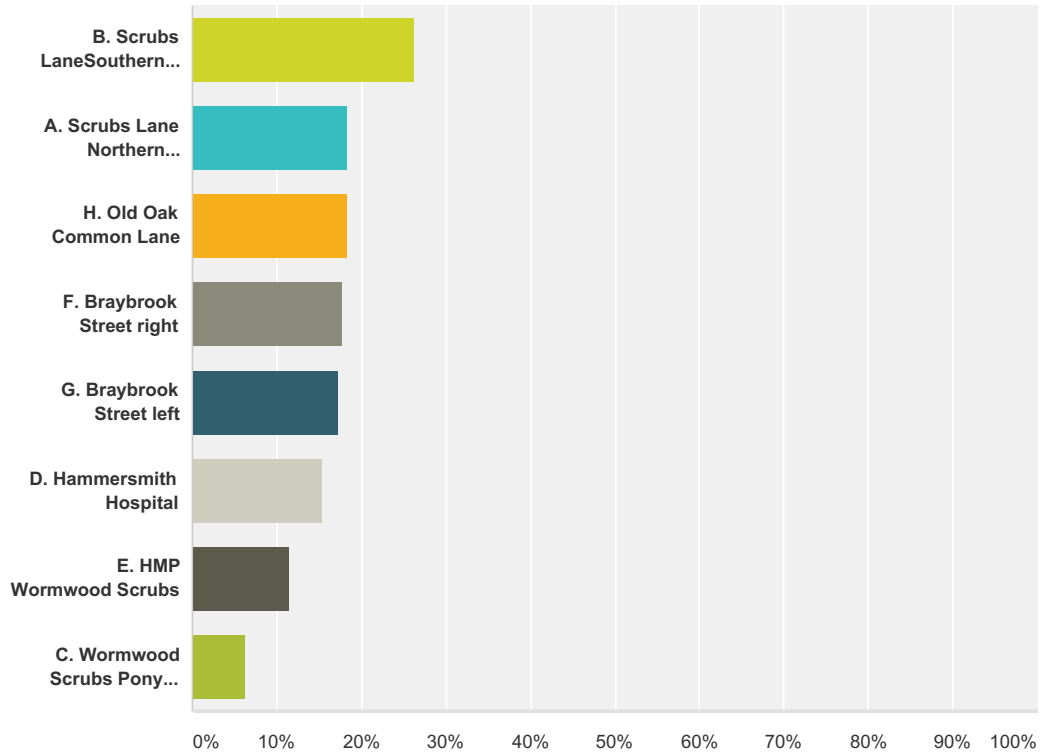


| Answer Choices | Responses | Count |
|-------------------------------|-----------|-------|
| All year | 63.86% | 205 |
| Summer | 25.55% | 82 |
| Weekends | 24.30% | 78 |
| Weekday | 21.50% | 69 |
| Winter | 3.12% | 10 |
| Total Respondents: 321 | | |

Wormwood Scrubs Survey

Q9 Where do you normally enter Wormwood Scrubs?

Answered: 305 Skipped: 92

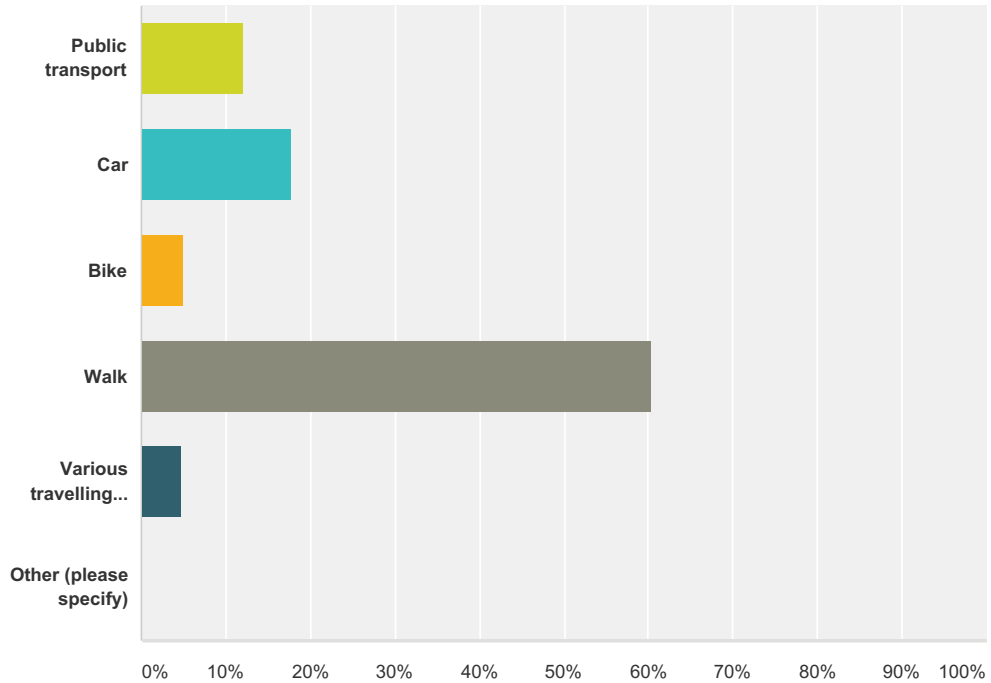


| Answer Choices | Responses |
|----------------------------------|-----------|
| B. Scrubs Lane Southern entrance | 26.23% 80 |
| A. Scrubs Lane Northern entrance | 18.36% 56 |
| H. Old Oak Common Lane | 18.36% 56 |
| F. Braybrook Street right | 17.70% 54 |
| G. Braybrook Street left | 17.38% 53 |
| D. Hammersmith Hospital | 15.41% 47 |
| E. HMP Wormwood Scrubs | 11.48% 35 |
| C. Wormwood Scrubs Pony Centre | 6.23% 19 |
| Total Respondents: 305 | |

Wormwood Scrubs Survey

Q10 How would you travel to Wormwood Scrubs?

Answered: 337 Skipped: 60

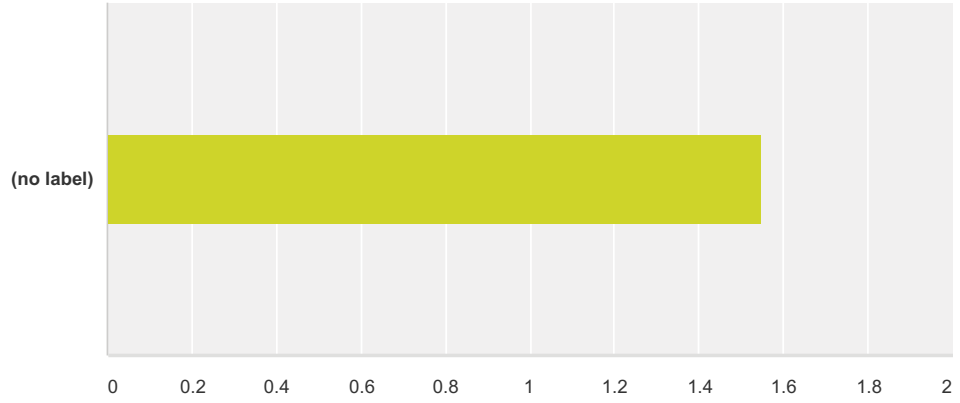


| Answer Choices | Responses | Count |
|----------------------------|-----------|------------|
| Public transport | 12.17% | 41 |
| Car | 17.80% | 60 |
| Bike | 5.04% | 17 |
| Walk | 60.24% | 203 |
| Various travelling methods | 4.75% | 16 |
| Other (please specify) | 0.00% | 0 |
| Total | | 337 |

Wormwood Scrubs Survey

Q11 How easy is it for you to get to Wormwood Scrubs?

Answered: 340 Skipped: 57

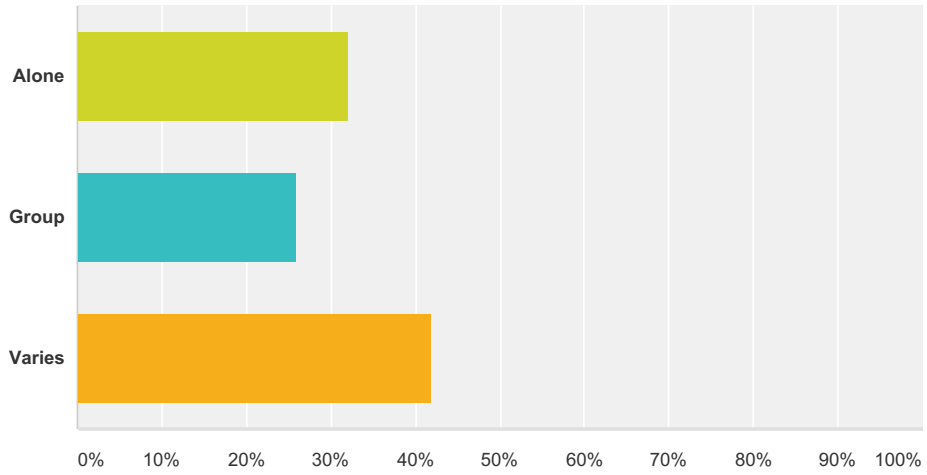


| | Very easy | Easy | Difficult | Very difficult | Total | Weighted Average |
|------------|---------------|---------------|-------------|----------------|-------|------------------|
| (no label) | 53.24% 181 | 39.71% 135 | 6.18% 21 | 0.88% 3 | 340 | 1.55 |

Wormwood Scrubs Survey

Q12 Do you visit Wormwood Scrubs alone or with a group?

Answered: 324 Skipped: 73

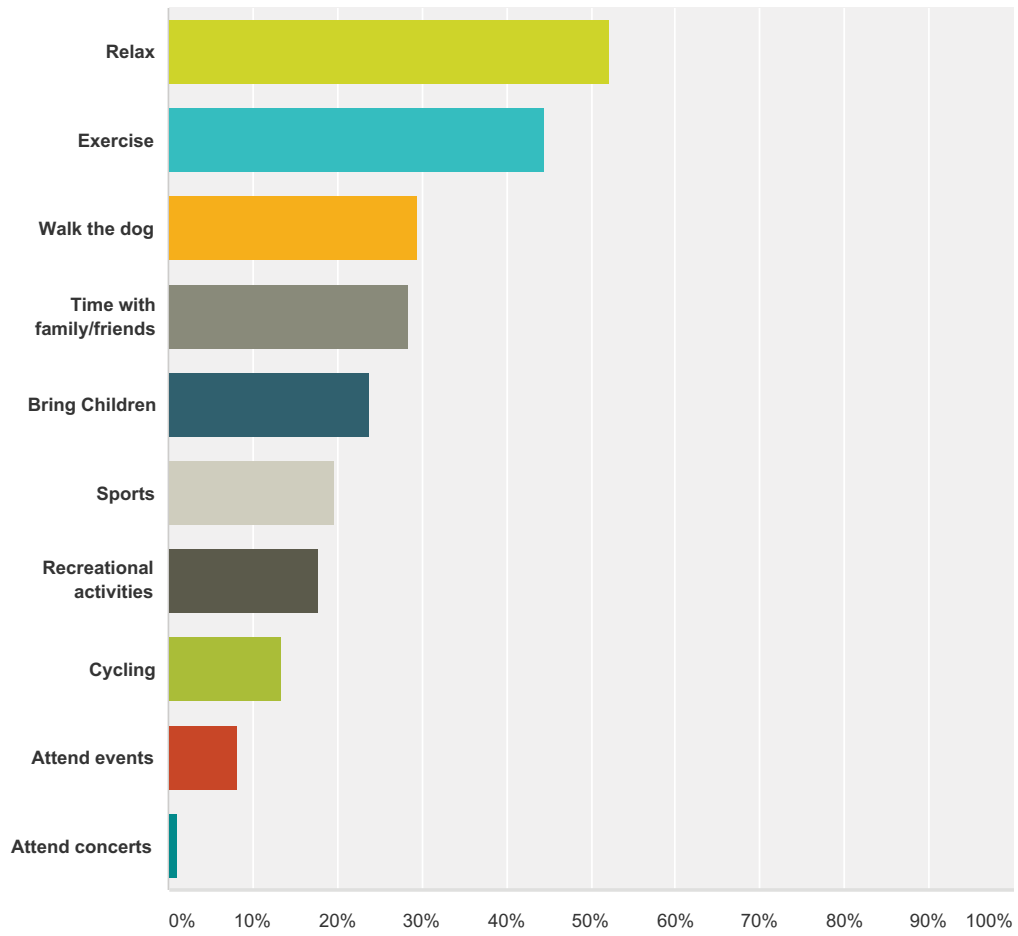


| Answer Choices | Responses | |
|----------------|-----------|------------|
| Alone | 32.10% | 104 |
| Group | 25.93% | 84 |
| Varies | 41.98% | 136 |
| Total | | 324 |

Wormwood Scrubs Survey

Q13 Why do you visit Wormwood Scrubs?

Answered: 306 Skipped: 91

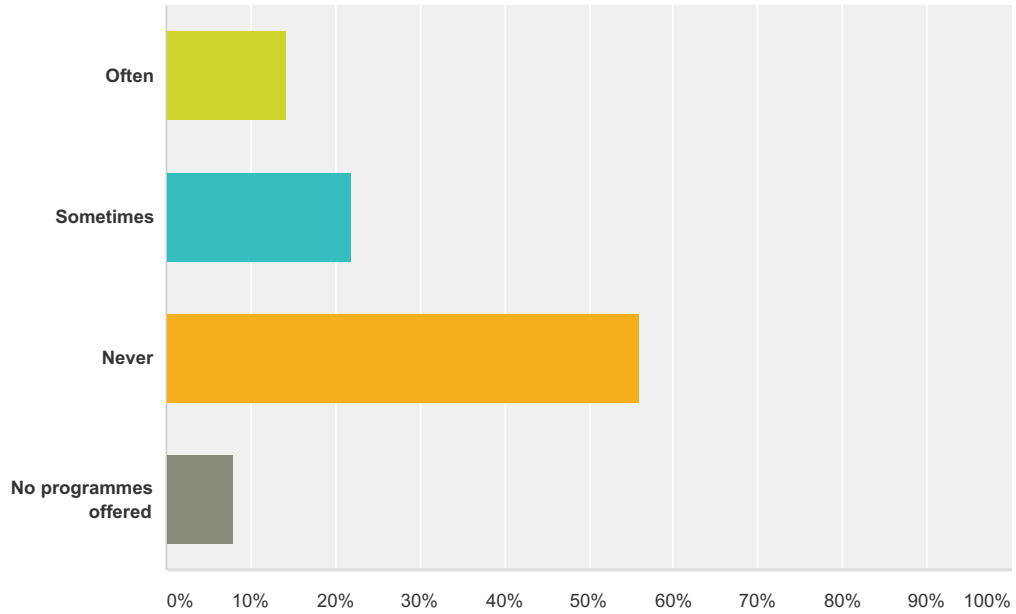


| Answer Choices | Responses |
|-------------------------------|------------|
| Relax | 52.29% 160 |
| Exercise | 44.44% 136 |
| Walk the dog | 29.41% 90 |
| Time with family/friends | 28.43% 87 |
| Bring Children | 23.86% 73 |
| Sports | 19.61% 60 |
| Recreational activities | 17.65% 54 |
| Cycling | 13.40% 41 |
| Attend events | 8.17% 25 |
| Attend concerts | 0.98% 3 |
| Total Respondents: 306 | |

Wormwood Scrubs Survey

Q14 Have you or your children ever participated in an event or organised programme in Wormwood Scrubs?

Answered: 324 Skipped: 73

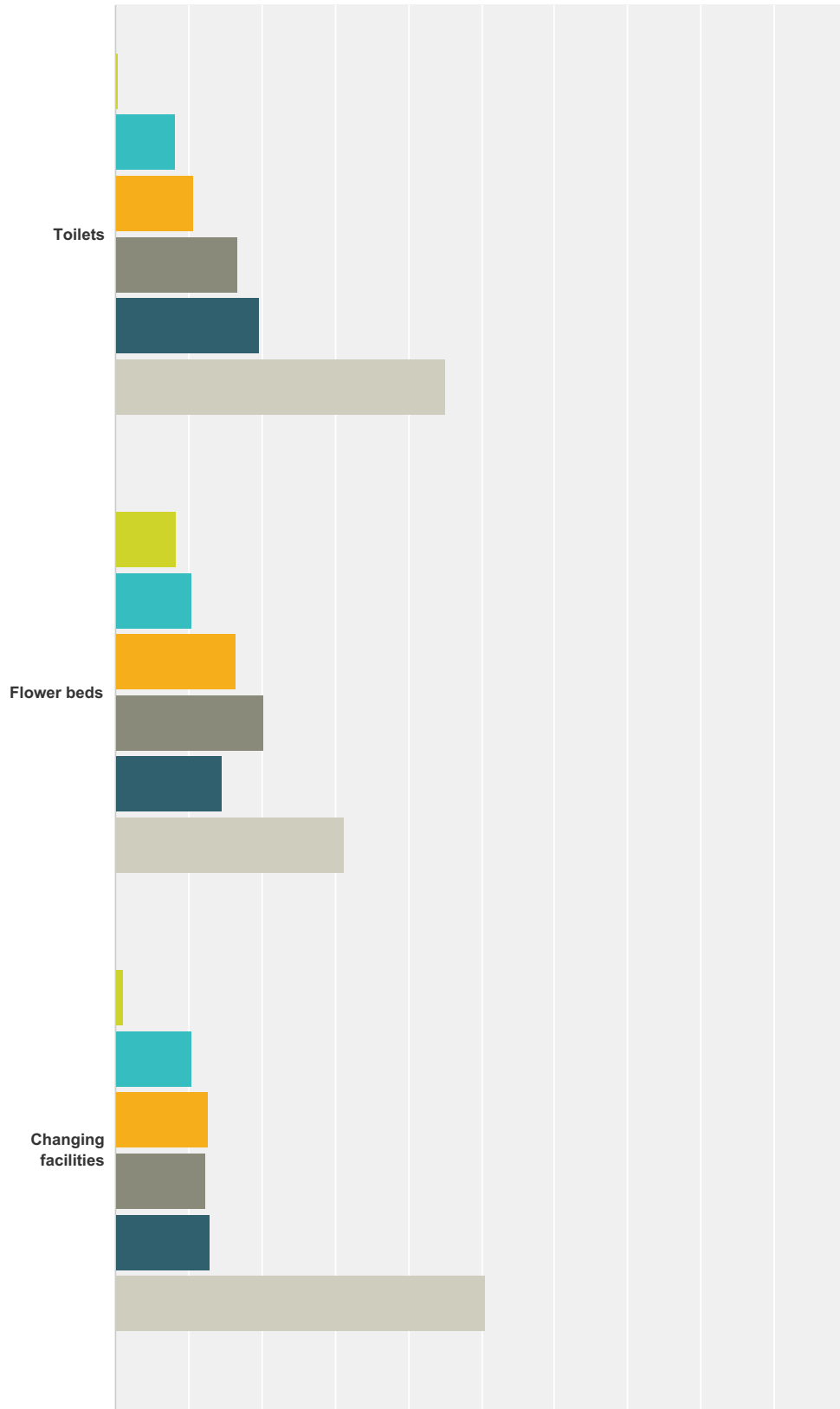


| Answer Choices | Responses | |
|-----------------------|-----------|------------|
| Often | 14.20% | 46 |
| Sometimes | 21.91% | 71 |
| Never | 55.86% | 181 |
| No programmes offered | 8.02% | 26 |
| Total | | 324 |

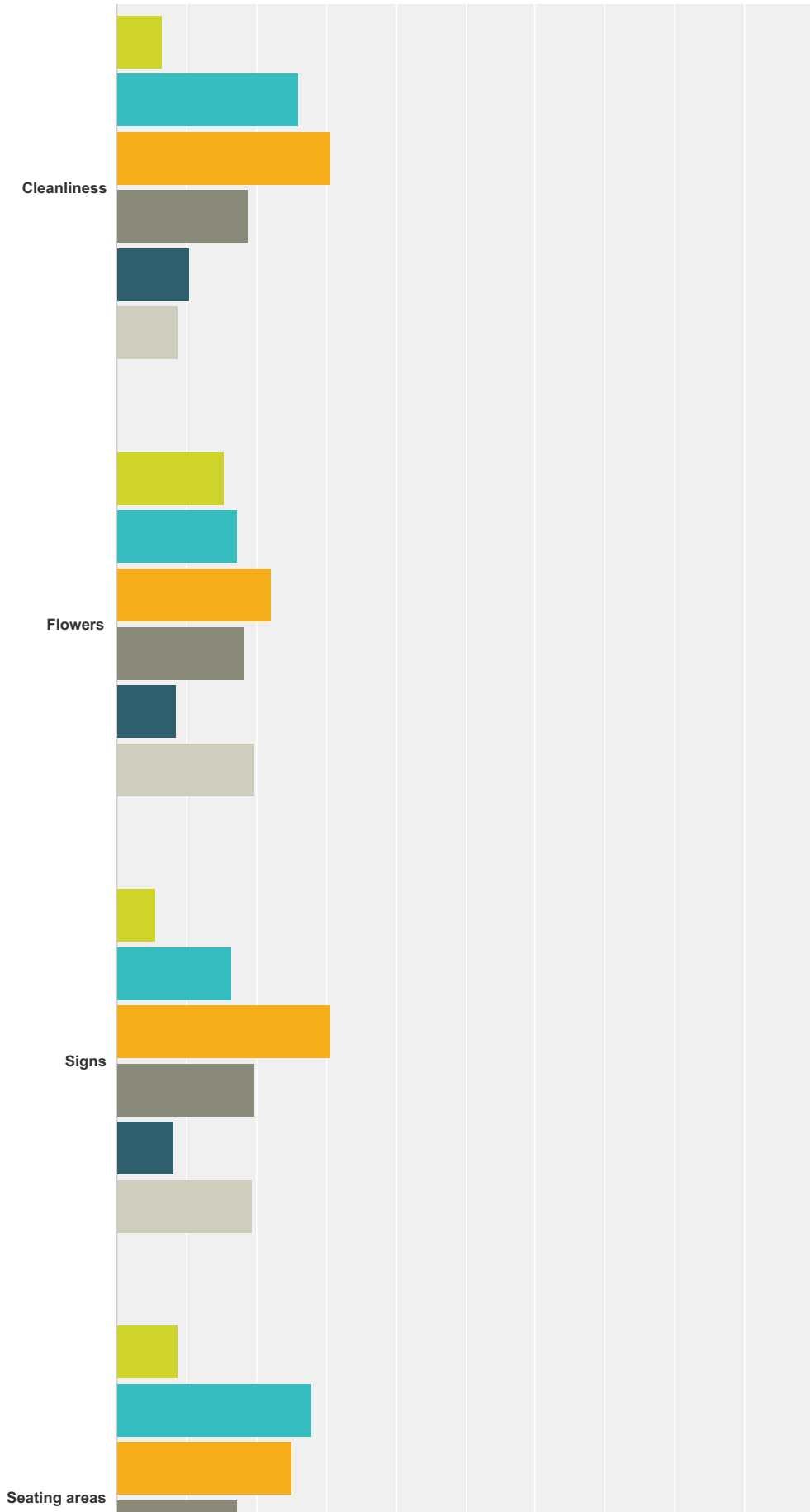
Wormwood Scrubs Survey

Q15 What do you think about the range of facilities in Wormwood Scrubs?

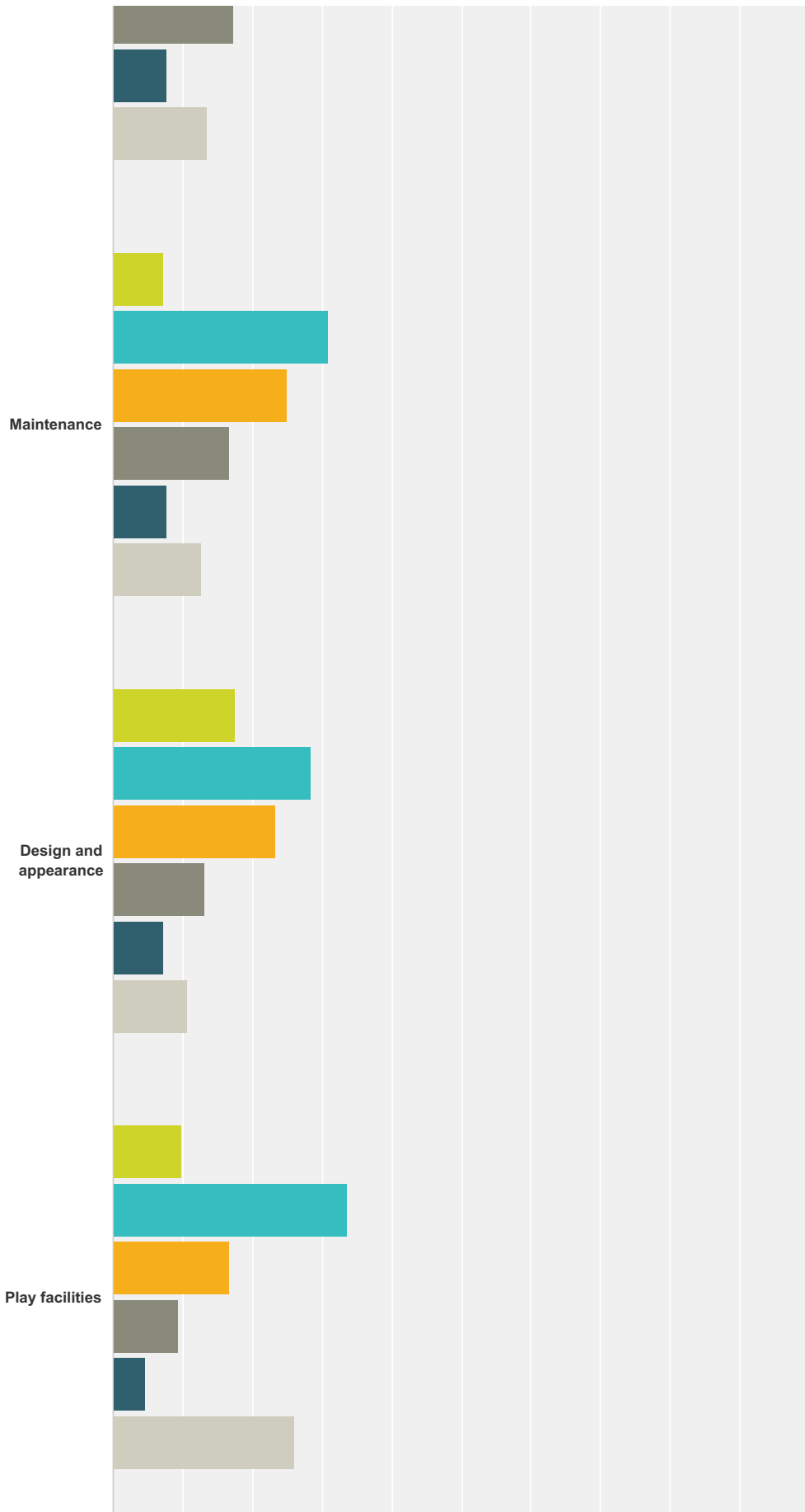
Answered: 299 Skipped: 98



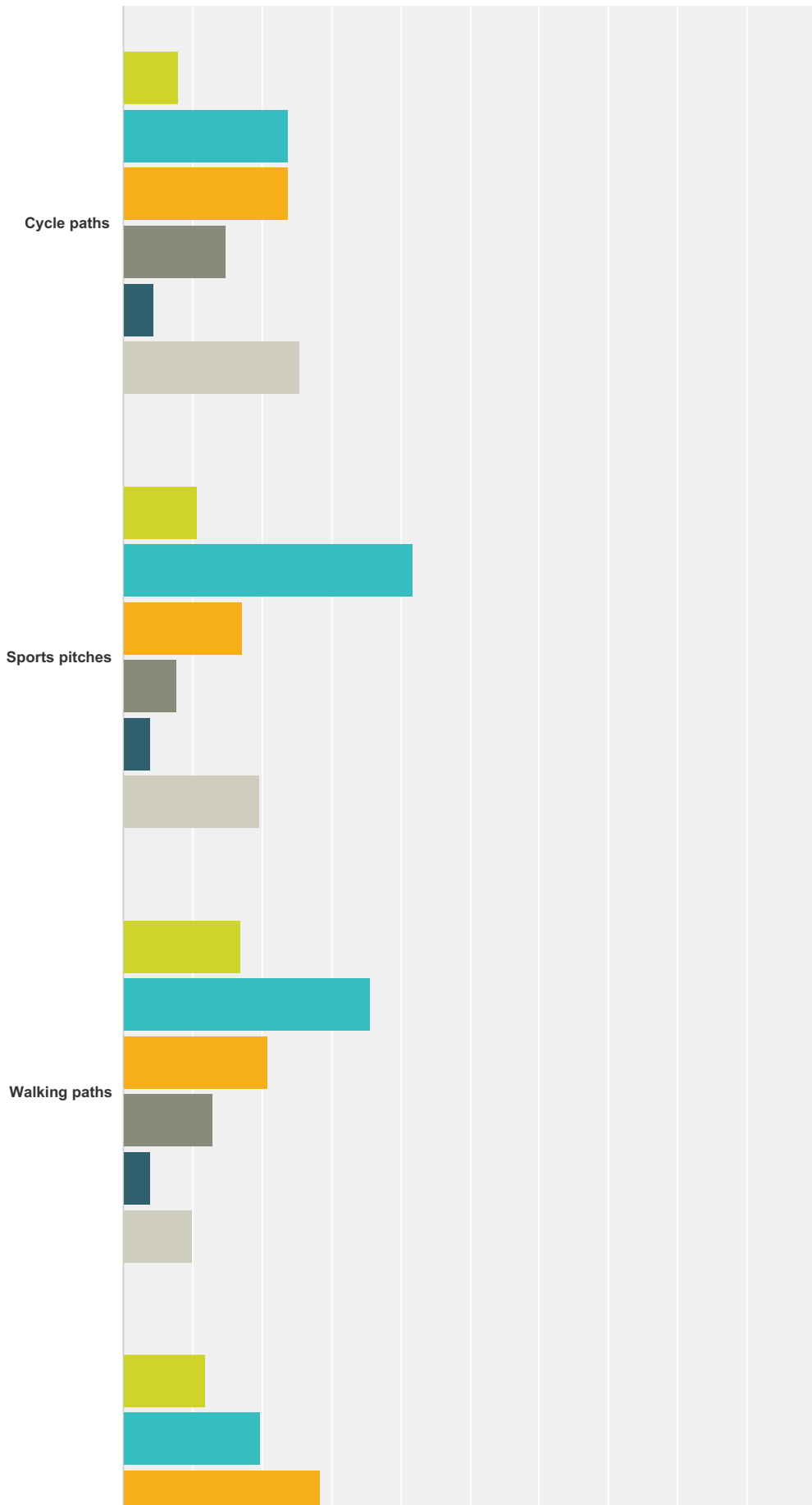
Wormwood Scrubs Survey



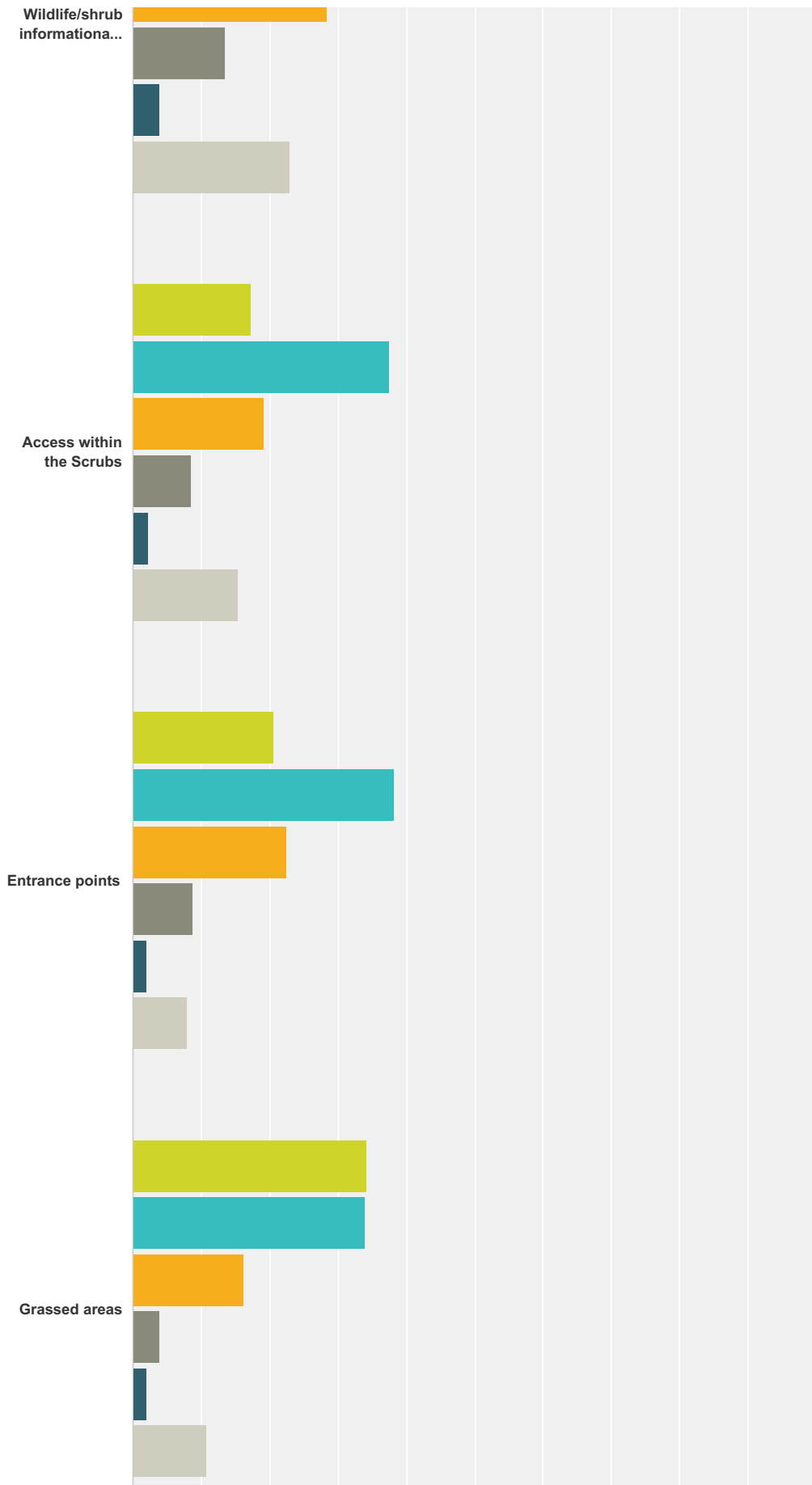
Wormwood Scrubs Survey



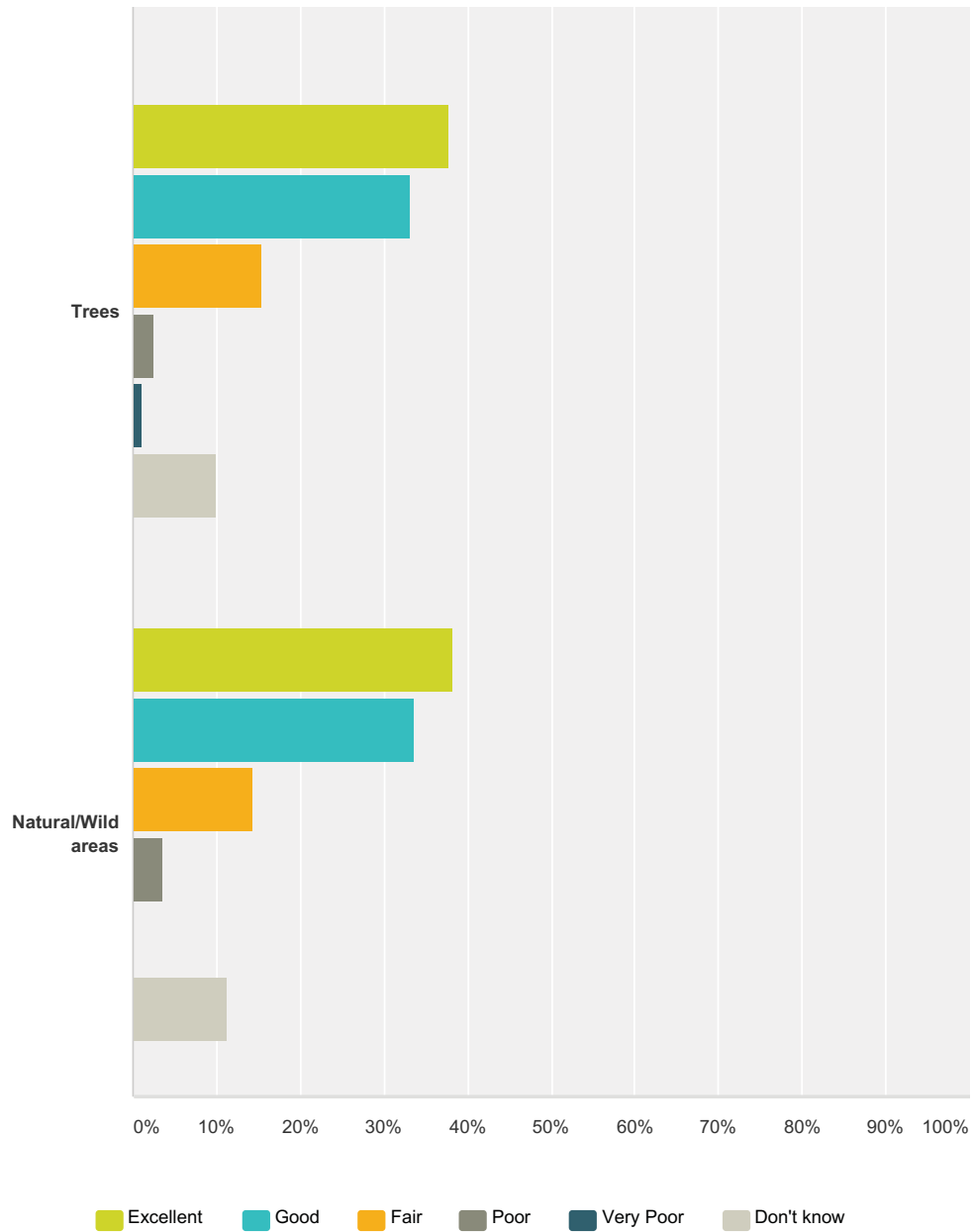
Wormwood Scrubs Survey



Wormwood Scrubs Survey



Wormwood Scrubs Survey



| | Excellent | Good | Fair | Poor | Very Poor | Don't know | Total Respondents |
|---------------------|--------------|--------------|--------------|--------------|--------------|---------------|-------------------|
| Toilets | 0.37% 1 | 8.12% 22 | 10.70% 29 | 16.61% 45 | 19.56% 53 | 45.02% 122 | 271 |
| Flower beds | 8.43% 22 | 10.34% 27 | 16.48% 43 | 20.31% 53 | 14.56% 38 | 31.42% 82 | 261 |
| Changing facilities | 1.12% 3 | 10.41% 28 | 12.64% 34 | 12.27% 33 | 13.01% 35 | 50.56% 136 | 269 |
| Cleanliness | 6.50% 18 | 25.99% 72 | 30.69% 85 | 18.77% 52 | 10.47% 29 | 8.66% 24 | 277 |
| Flowers | 15.50% 42 | 17.34% 47 | 22.14% 60 | 18.45% 50 | 8.49% 23 | 19.93% 54 | 271 |
| Signs | 5.60% 15 | 16.42% 44 | 30.60% 82 | 19.78% 53 | 8.21% 22 | 19.40% 52 | 268 |

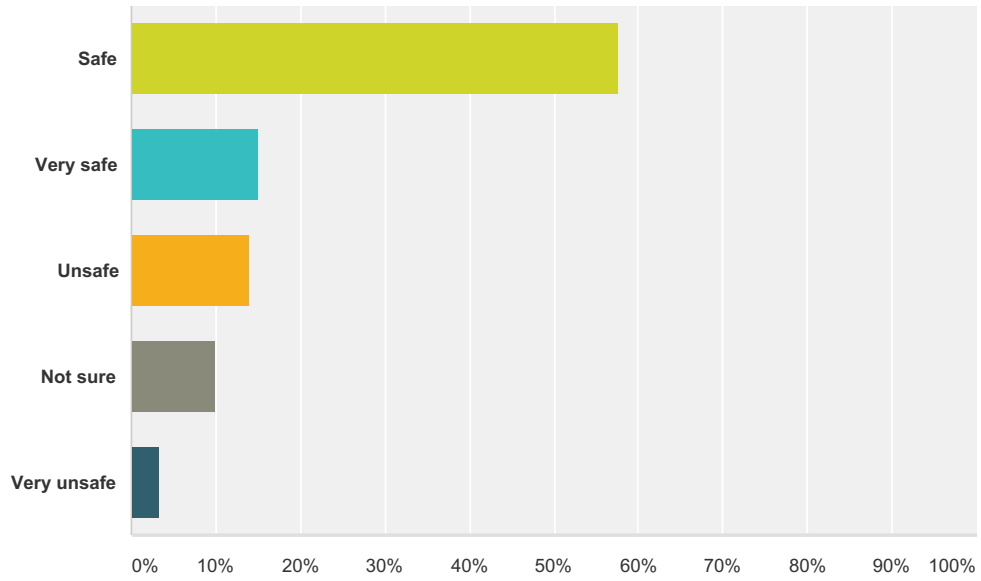
Wormwood Scrubs Survey

| | | | | | | | |
|------------------------------------|----------------------|----------------------|---------------------|---------------------|--------------------|---------------------|-----|
| Seating areas | 8.86% 24 | 28.04% 76 | 25.09% 68 | 17.34% 47 | 7.75% 21 | 13.65% 37 | 271 |
| Maintenance | 7.27% 20 | 30.91% 85 | 25.09% 69 | 16.73% 46 | 7.64% 21 | 12.73% 35 | 275 |
| Design and appearance | 17.52% 48 | 28.47% 78 | 23.36% 64 | 13.14% 36 | 7.30% 20 | 10.58% 29 | 274 |
| Play facilities | 9.75% 27 | 33.57% 93 | 16.61% 46 | 9.39% 26 | 4.69% 13 | 25.99% 72 | 277 |
| Cycle paths | 7.84% 21 | 23.88% 64 | 23.88% 64 | 14.93% 40 | 4.48% 12 | 25.37% 68 | 268 |
| Sports pitches | 10.55% 29 | 41.82% 115 | 17.09% 47 | 7.64% 21 | 4.00% 11 | 19.64% 54 | 275 |
| Walking paths | 16.97% 47 | 35.74% 99 | 20.94% 58 | 13.00% 36 | 3.97% 11 | 10.11% 28 | 277 |
| Wildlife/shrub informational board | 11.81% 32 | 19.93% 54 | 28.41% 77 | 13.65% 37 | 4.06% 11 | 22.88% 62 | 271 |
| Access within the Scrubs | 17.34% 47 | 37.64% 102 | 19.19% 52 | 8.49% 23 | 2.21% 6 | 15.50% 42 | 271 |
| Entrance points | 20.73% 57 | 38.18% 105 | 22.55% 62 | 8.73% 24 | 2.18% 6 | 8.00% 22 | 275 |
| Grassed areas | 34.30% 95 | 33.94% 94 | 16.25% 45 | 3.97% 11 | 2.17% 6 | 10.83% 30 | 277 |
| Trees | 37.77% 105 | 33.09% 92 | 15.47% 43 | 2.52% 7 | 1.08% 3 | 10.07% 28 | 278 |
| Natural/Wild areas | 38.11% 109 | 33.57% 96 | 14.34% 41 | 3.50% 10 | 0.00% 0 | 11.19% 32 | 286 |

Wormwood Scrubs Survey

Q16 Do you feel safe in Wormwood Scrubs?

Answered: 337 Skipped: 60



| Answer Choices | Responses |
|----------------|------------|
| Safe | 57.57% 194 |
| Very safe | 15.13% 51 |
| Unsafe | 13.95% 47 |
| Not sure | 10.09% 34 |
| Very unsafe | 3.26% 11 |
| Total | 337 |

Wormwood Scrubs Survey

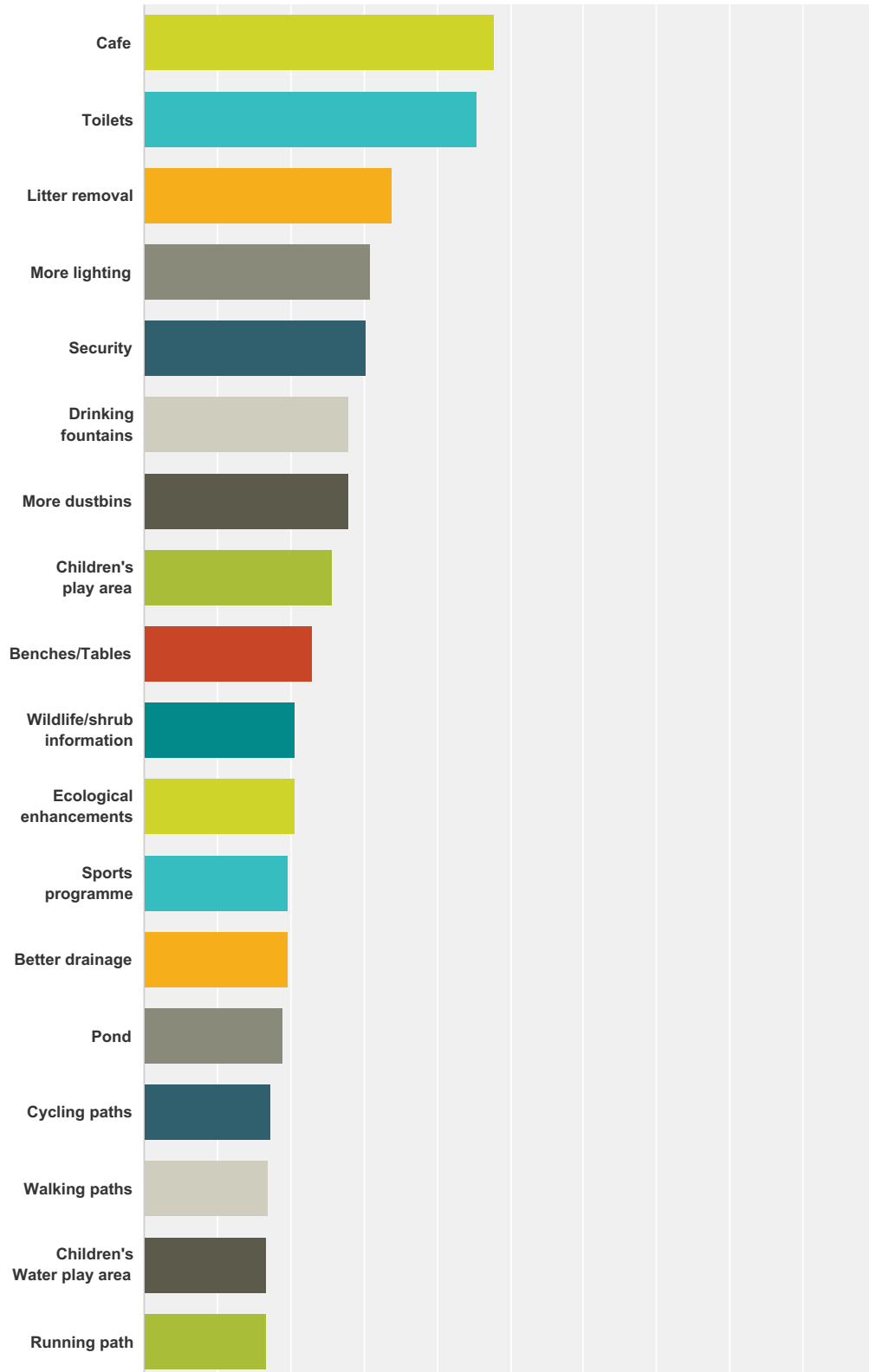
Q17 If you think it needs it, where and how do you think safety could be improved?

Answered: 140 Skipped: 257

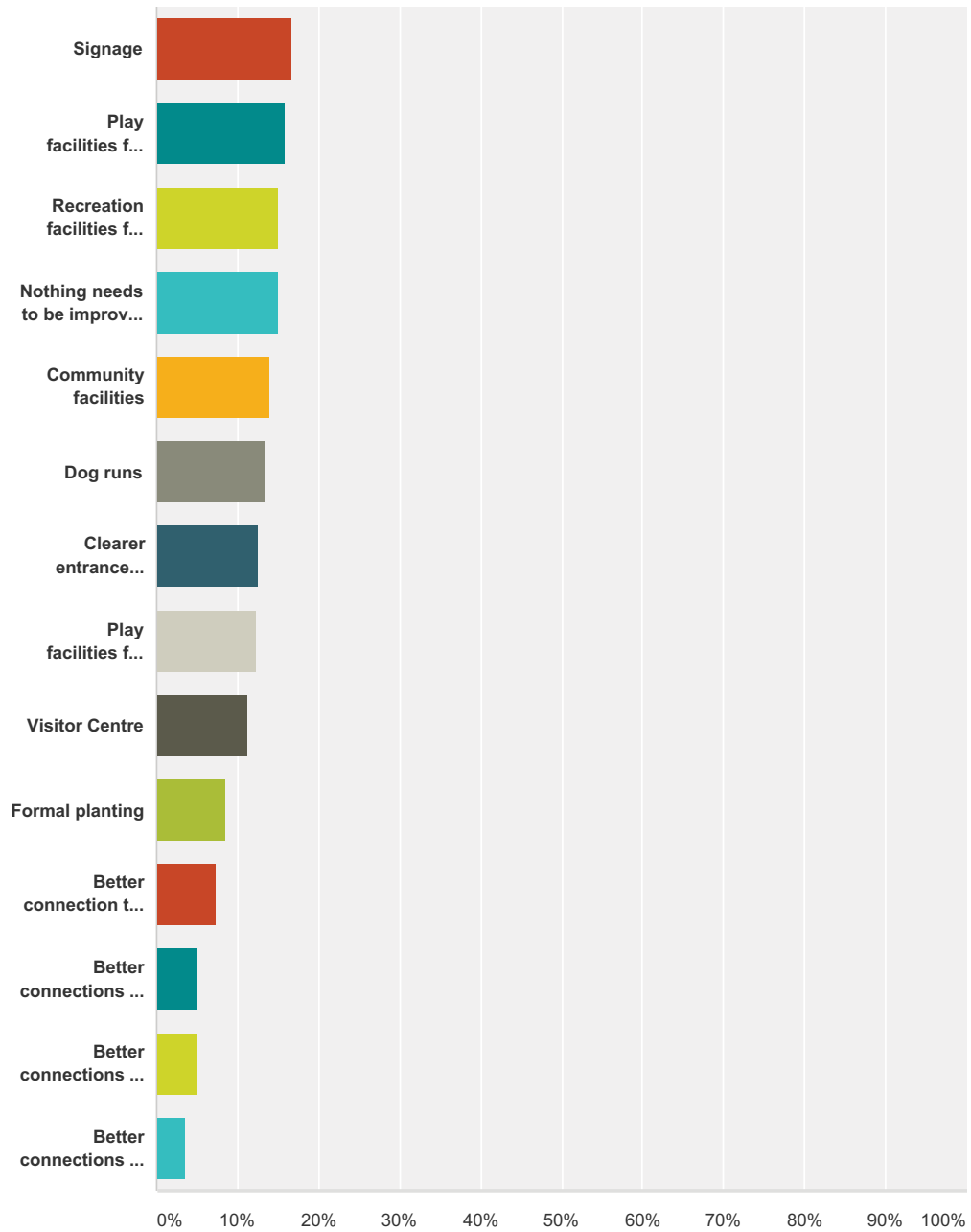
Wormwood Scrubs Survey

Q18 From the following list, what new or improved facilities you would like to see at the Wormwood Scrubs?

Answered: 373 Skipped: 24



Wormwood Scrubs Survey



| Answer Choices | Responses | |
|--------------------|-----------|-----|
| Cafe | 47.72% | 178 |
| Toilets | 45.58% | 170 |
| Litter removal | 33.78% | 126 |
| More lighting | 30.83% | 115 |
| Security | 30.29% | 113 |
| Drinking fountains | 27.88% | 104 |
| More dustbins | 27.88% | 104 |

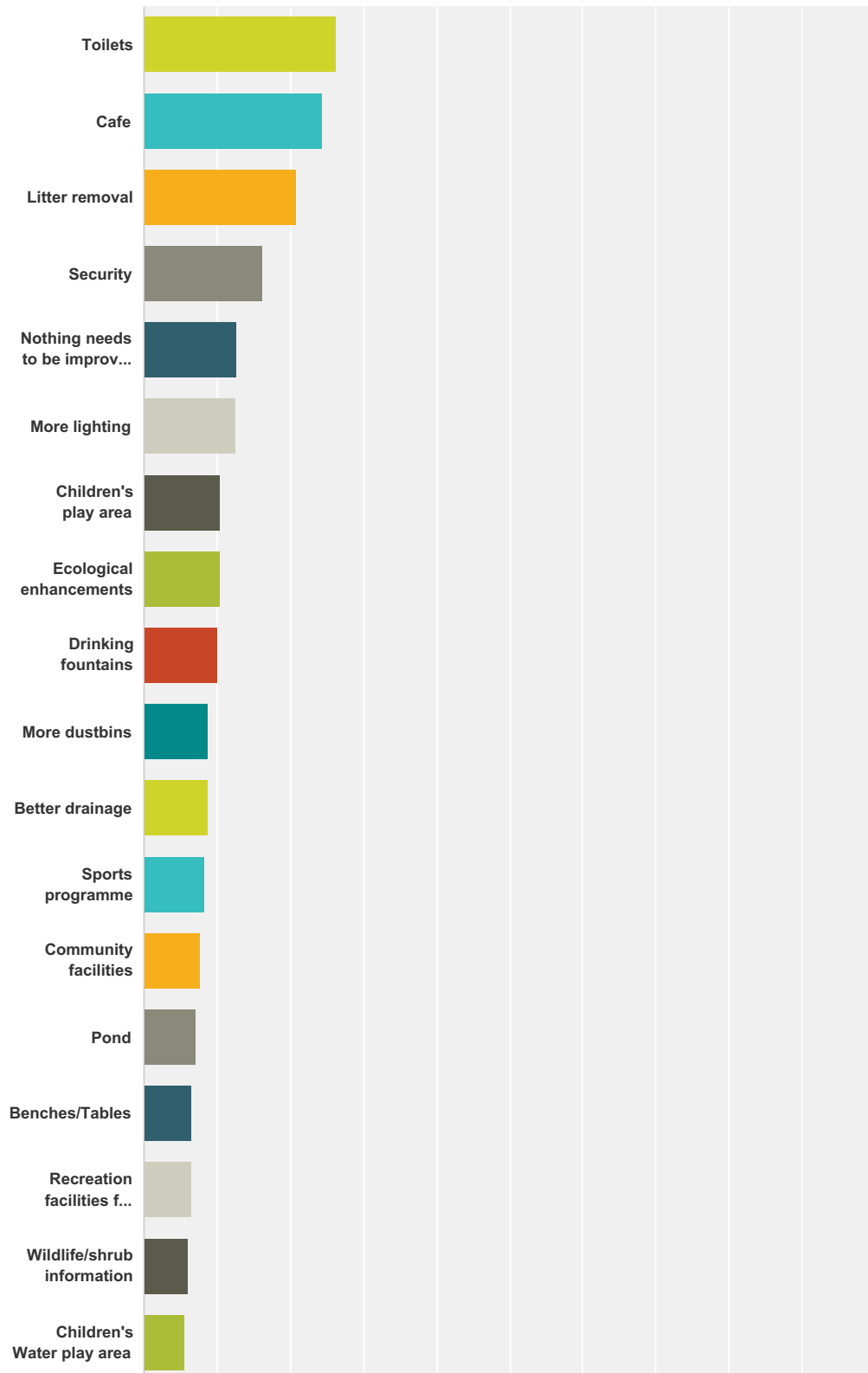
Wormwood Scrubs Survey

| | | |
|--|--------|----|
| Children's play area | 25.74% | 96 |
| Benches/Tables | 23.06% | 86 |
| Wildlife/shrub information | 20.64% | 77 |
| Ecological enhancements | 20.64% | 77 |
| Sports programme | 19.57% | 73 |
| Better drainage | 19.57% | 73 |
| Pond | 19.03% | 71 |
| Cycling paths | 17.43% | 65 |
| Walking paths | 16.89% | 63 |
| Children's Water play area | 16.62% | 62 |
| Running path | 16.62% | 62 |
| Signage | 16.62% | 62 |
| Play facilities for 6-12 year olds | 15.82% | 59 |
| Recreation facilities for teenagers | 15.01% | 56 |
| Nothing needs to be improved or changed | 15.01% | 56 |
| Community facilities | 13.94% | 52 |
| Dog runs | 13.40% | 50 |
| Clearer entrance locations | 12.60% | 47 |
| Play facilities for under 5's | 12.33% | 46 |
| Visitor Centre | 11.26% | 42 |
| Formal planting | 8.58% | 32 |
| Better connection to North of the Park | 7.24% | 27 |
| Better connections to South of the Park | 5.09% | 19 |
| Better connections to the east of the Park | 5.09% | 19 |
| Better connections to west of the Park | 3.49% | 13 |
| Total Respondents: 373 | | |

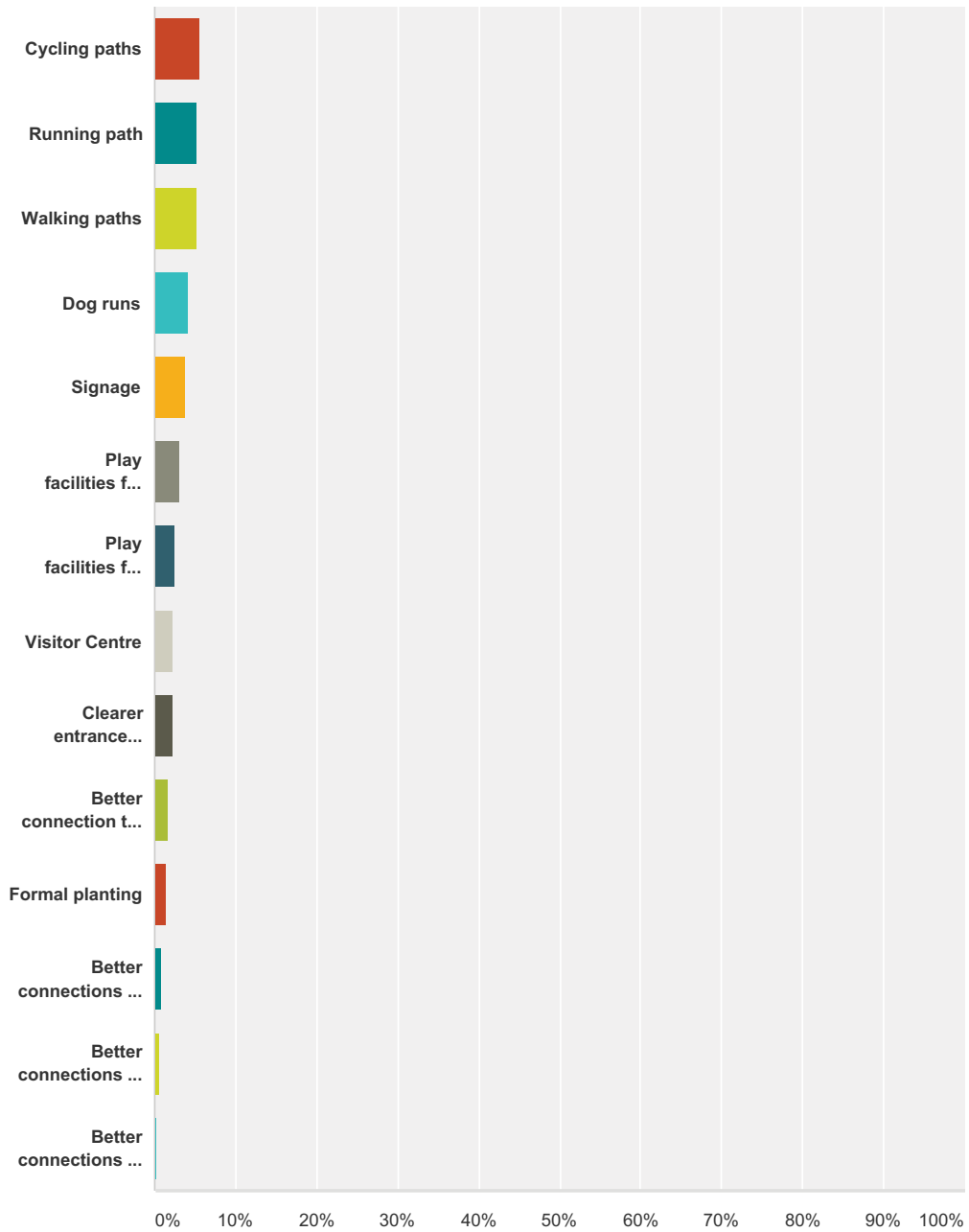
Wormwood Scrubs Survey

Q19 From your previous answer, please now select which THREE new or improved facilities you would most like?

Answered: 351 Skipped: 46



Wormwood Scrubs Survey



| Answer Choices | Responses | Count |
|---|-----------|-------|
| Toilets | 26.21% | 92 |
| Cafe | 24.50% | 86 |
| Litter removal | 20.80% | 73 |
| Security | 16.24% | 57 |
| Nothing needs to be improved or changed | 12.82% | 45 |
| More lighting | 12.54% | 44 |
| Children's play area | 10.54% | 37 |

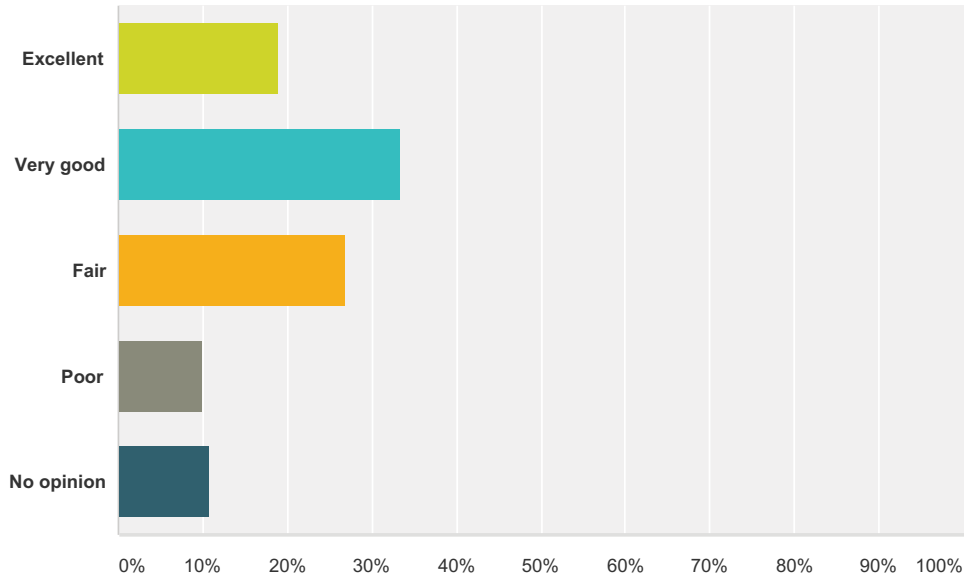
Wormwood Scrubs Survey

| | | |
|--|--------|----|
| Ecological enhancements | 10.54% | 37 |
| Drinking fountains | 9.97% | 35 |
| More dustbins | 8.83% | 31 |
| Better drainage | 8.83% | 31 |
| Sports programme | 8.26% | 29 |
| Community facilities | 7.69% | 27 |
| Pond | 7.12% | 25 |
| Benches/Tables | 6.55% | 23 |
| Recreation facilities for teenagers | 6.55% | 23 |
| Wildlife/shrub information | 5.98% | 21 |
| Children's Water play area | 5.70% | 20 |
| Cycling paths | 5.70% | 20 |
| Running path | 5.13% | 18 |
| Walking paths | 5.13% | 18 |
| Dog runs | 4.27% | 15 |
| Signage | 3.70% | 13 |
| Play facilities for 6-12 year olds | 3.13% | 11 |
| Play facilities for under 5's | 2.56% | 9 |
| Visitor Centre | 2.28% | 8 |
| Clearer entrance locations | 2.28% | 8 |
| Better connection to North of the Park | 1.71% | 6 |
| Formal planting | 1.42% | 5 |
| Better connections to the east of the Park | 0.85% | 3 |
| Better connections to South of the Park | 0.57% | 2 |
| Better connections to west of the Park | 0.28% | 1 |
| Total Respondents: 351 | | |

Wormwood Scrubs Survey

Q20 What is your overall opinion of Wormwood Scrubs?

Answered: 342 Skipped: 55

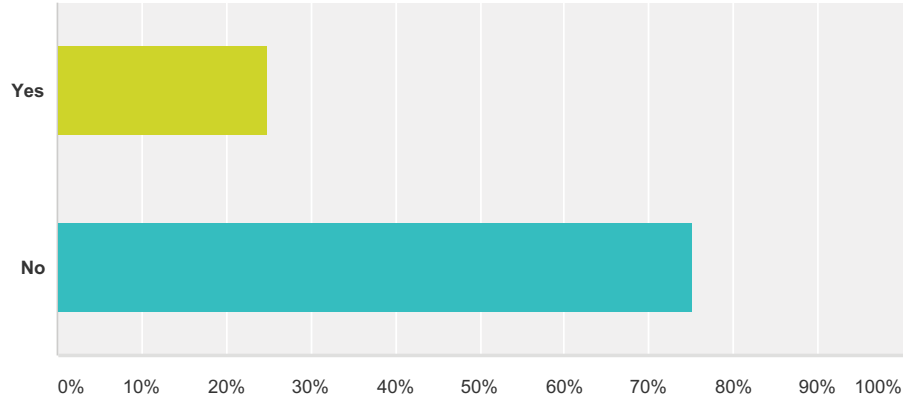


| Answer Choices | Responses |
|----------------|------------|
| Excellent | 19.01% 65 |
| Very good | 33.33% 114 |
| Fair | 26.90% 92 |
| Poor | 9.94% 34 |
| No opinion | 10.82% 37 |
| Total | 342 |

Wormwood Scrubs Survey

Q21 Have you ever used the Old Oak Community Centre?

Answered: 359 Skipped: 38

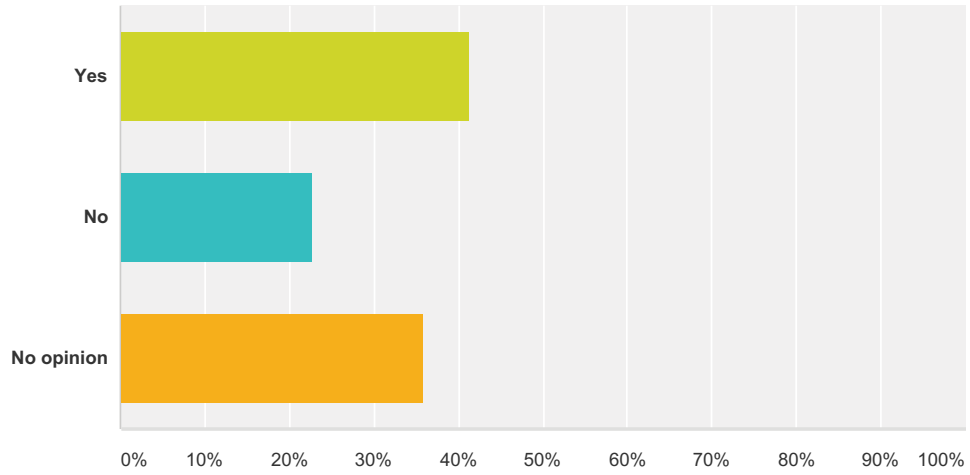


| Answer Choices | Responses |
|----------------|------------|
| Yes | 24.79% 89 |
| No | 75.21% 270 |
| Total | 359 |

Wormwood Scrubs Survey

Q22 Are you happy with the facilities in community centre?

Answered: 198 Skipped: 199

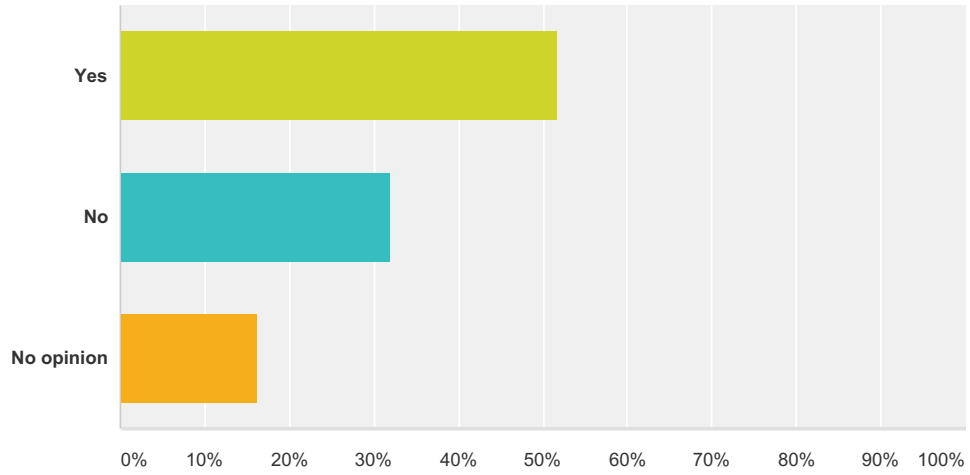


| Answer Choices | Responses |
|----------------|------------|
| Yes | 41.41% 82 |
| No | 22.73% 45 |
| No opinion | 35.86% 71 |
| Total | 198 |

Wormwood Scrubs Survey

Q23 Do you think it would be good to have a cycle lane which can be connected to the community centre?

Answered: 313 Skipped: 84

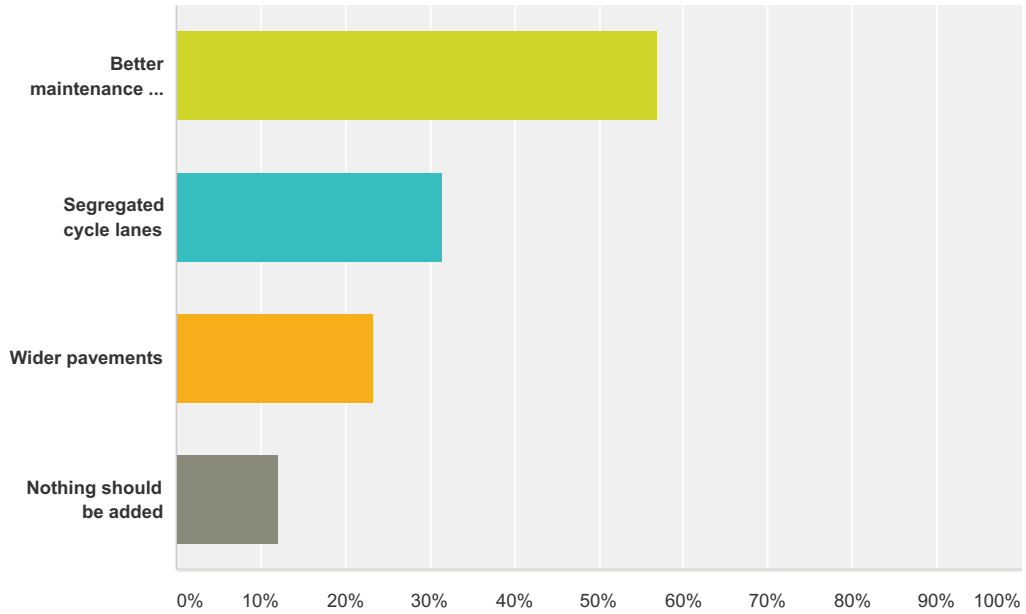


| Answer Choices | Responses |
|----------------|------------|
| Yes | 51.76% 162 |
| No | 31.95% 100 |
| No opinion | 16.29% 51 |
| Total | 313 |

Wormwood Scrubs Survey

Q24 Which of the following would you like to see added to Scrubs Lane on the eastern edge of Wormwood Scrubs?

Answered: 295 Skipped: 102

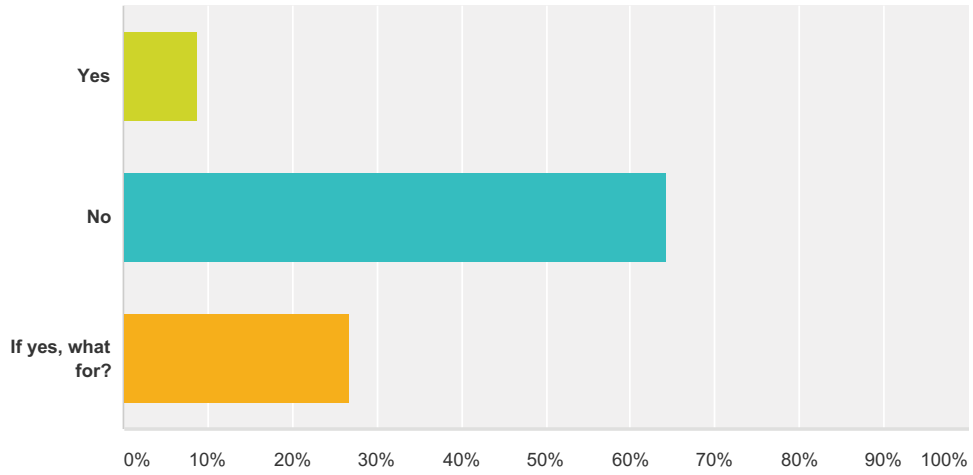


| Answer Choices | Responses |
|---|------------|
| Better maintenance of the edges around the park | 56.95% 168 |
| Segregated cycle lanes | 31.53% 93 |
| Wider pavements | 23.39% 69 |
| Nothing should be added | 12.20% 36 |
| Total Respondents: 295 | |

Wormwood Scrubs Survey

Q25 Have you ever used the Linford Christie Stadium?

Answered: 351 Skipped: 46

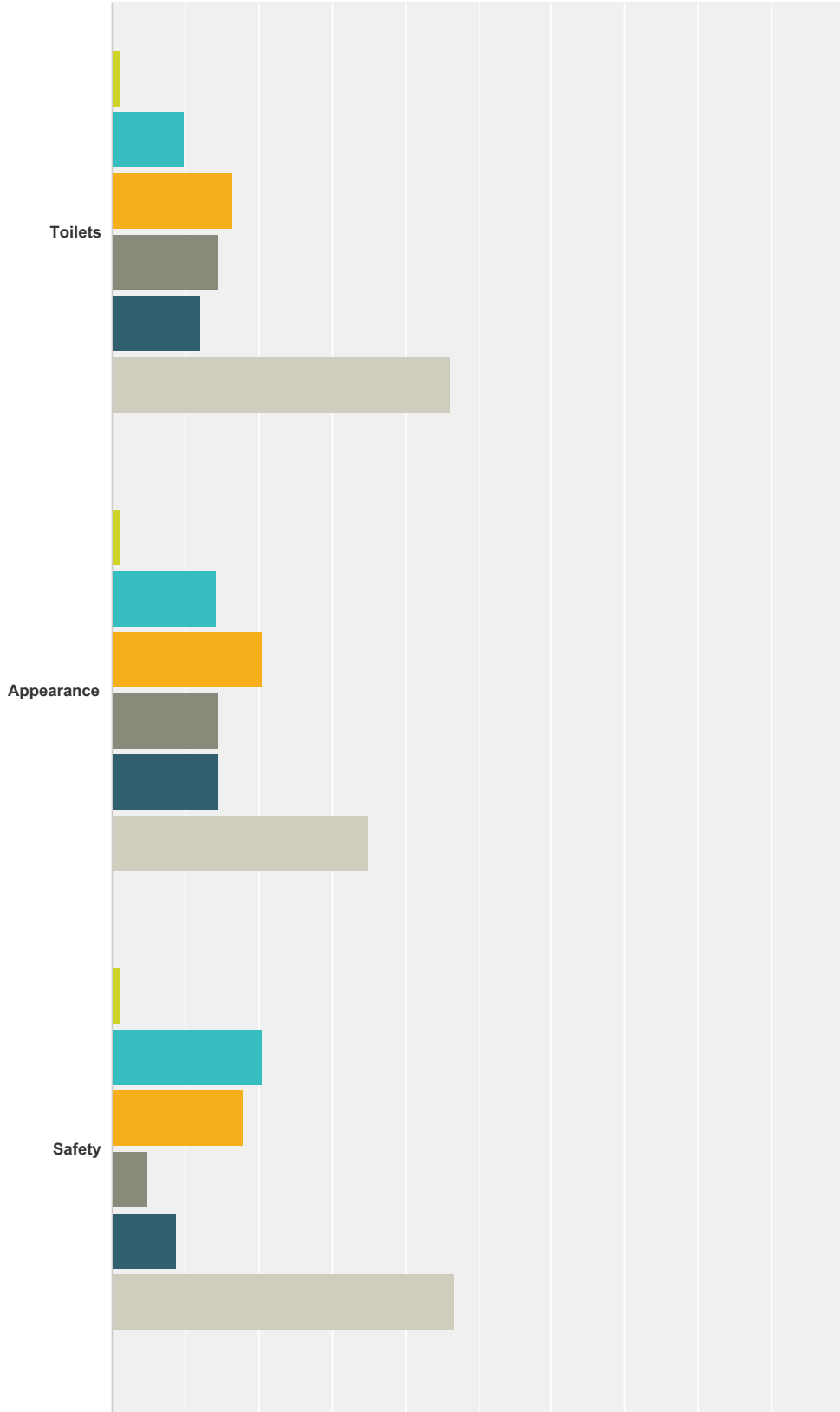


| Answer Choices | Responses |
|-------------------|------------|
| Yes | 8.83% 31 |
| No | 64.39% 226 |
| If yes, what for? | 26.78% 94 |
| Total | 351 |

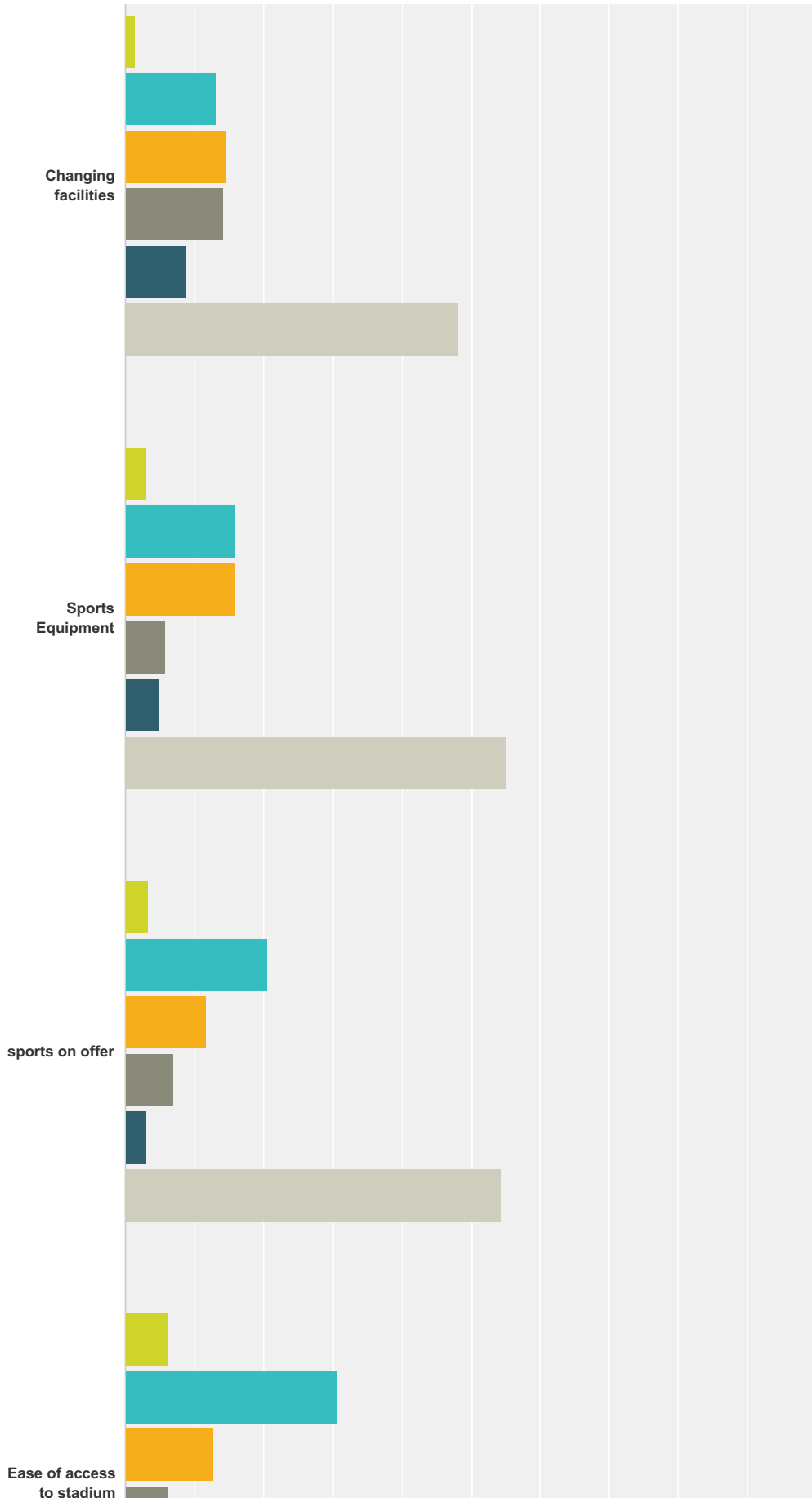
Wormwood Scrubs Survey

Q26 How would you rate the following at the Linford Christie Stadium?

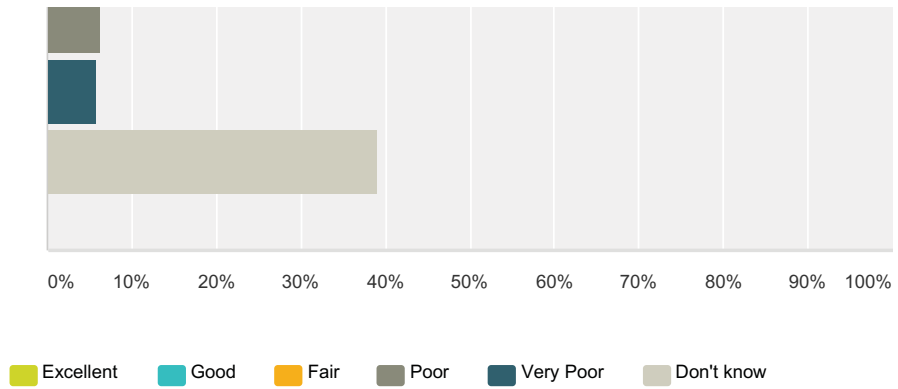
Answered: 211 Skipped: 186



Wormwood Scrubs Survey



Wormwood Scrubs Survey



| | Excellent | Good | Fair | Poor | Very Poor | Don't know | Total Respondents |
|---------------------------|-------------|--------------|--------------|--------------|--------------|---------------|-------------------|
| Toilets | 0.97% 2 | 9.71% 20 | 16.50% 34 | 14.56% 30 | 12.14% 25 | 46.12% 95 | 206 |
| Appearance | 0.98% 2 | 14.15% 29 | 20.49% 42 | 14.63% 30 | 14.63% 30 | 35.12% 72 | 205 |
| Safety | 0.98% 2 | 20.49% 42 | 18.05% 37 | 4.88% 10 | 8.78% 18 | 46.83% 96 | 205 |
| Changing facilities | 1.46% 3 | 13.17% 27 | 14.63% 30 | 14.15% 29 | 8.78% 18 | 48.29% 99 | 205 |
| Sports Equipment | 2.96% 6 | 15.76% 32 | 15.76% 32 | 5.91% 12 | 4.93% 10 | 55.17% 112 | 203 |
| sports on offer | 3.43% 7 | 20.59% 42 | 11.76% 24 | 6.86% 14 | 2.94% 6 | 54.41% 111 | 204 |
| Ease of access to stadium | 6.34% 13 | 30.73% 63 | 12.68% 26 | 6.34% 13 | 5.85% 12 | 39.02% 80 | 205 |

Wormwood Scrubs Survey

Q27 Your contact information:

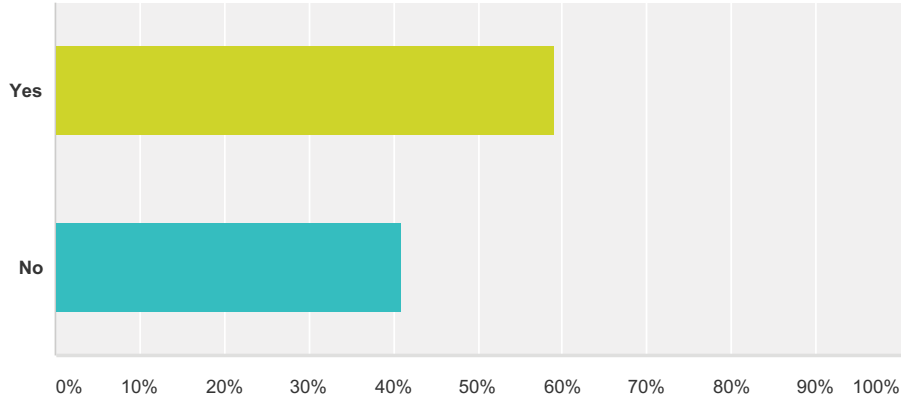
Answered: 176 Skipped: 221

| Answer Choices | Responses | |
|-----------------|-----------|-----|
| Full Name | 90.91% | 160 |
| Company | 0.00% | 0 |
| Address | 0.00% | 0 |
| Address 2 | 0.00% | 0 |
| City/Town | 0.00% | 0 |
| State/Province | 0.00% | 0 |
| ZIP/Postal Code | 0.00% | 0 |
| Country | 0.00% | 0 |
| Email Address | 83.52% | 147 |
| Phone Number | 0.00% | 0 |

Wormwood Scrubs Survey

Q28 Would you like to receive OPDC's newsletter?

Answered: 213 Skipped: 184



| Answer Choices | Responses | |
|----------------|-----------|------------|
| Yes | 59.15% | 126 |
| No | 40.85% | 87 |
| Total | | 213 |

OPDC
OLD OAK AND
PARK ROYAL
DEVELOPMENT
CORPORATION

-  @OldOakParkRoyal
-  facebook.com/OldOakParkRoyal
-  info@opdc.london.gov.uk
-  020 7983 5732
-  london.gov.uk/opdc

MAYOR OF LONDON