

MAYOR OF LONDON

LONDON CURRICULUM

FAMILY EXPLORER TRAIL

THE CREATIVE QUARTER



#LondonIsOpen

What is the London Curriculum?

The London Curriculum is a fun new way of teaching young people about the city using London as a classroom. Schools in London are already enjoying our free learning resources, now with these trails, parents and carers can also join in.

This trail is one of four we've designed for families this summer. We hope it will help you and your family find out more about this brilliant city, and have fun too!

Safety on the way

We want you to have a relaxed enjoyable time together so here are a few important things to remember.

- Please take care when crossing roads and use pedestrian crossings whenever available.
- In hot weather, remember to cover up and drink plenty of water.
- Be alert and watch your personal belongings.

Estimated
time
(hours)



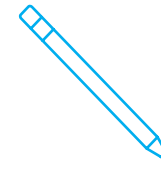
Walking
distance
(km)



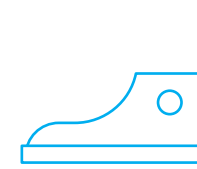
What you will need



copy of this trail



pencil



comfy shoes / weather-
appropriate clothing



reusable
bottle

Comfort breaks

Why not enjoy a picnic on your trail? There are several benches dotted along the Thames Path on the north bank of the river and grassed areas and seating in the gardens around St. Paul's. On the south bank there's a large grassed area in front of Tate Modern and tiered seating in The Scoop, outside City Hall.


There are free community toilets at The Liberty Bounds (Weatherspoon pub) and The Banker (Fuller's pub) on the north bank, and at Tate Modern and City Hall on the south bank.

Fen likes to stop and look around him on his journeys. Sitting on one of the benches by the river from time to time is a great idea!

Need the answers?

We hope you'll try and work out the answers to any questions in the trail yourselves but we all need a bit of help from time to time! You'll find the answers on the back of the trail.

Hello! I'm Hyde the Owl. My hobby is dreaming up new hoots to toot and making up games to play. Welcome to South Kensington! It's London's 'Creative Quarter'. Join me as I swoop above London's famous parks and museums. Find out about the inventions, discoveries and creations of talented Londoners, from scientists and explorers to artists, architects and musicians. It's going to be a lot of fun, are you ready?



About this Family Explorer Trail

We suggest starting and finishing your trail outside the V & A Museum. There are nine activity locations to visit on a circular route. The walking distance is about 5km (3 miles) and should take around three hours to complete, but there is no time limit!

We've pointed out a few places for picnics near to the route, and there are plenty of free public toilets around in the park and museums too. There's a map at the back to guide you.

Hyde loves to see people being creative. There's some great drawing, storytelling, poetry and imagining to do in this trail!

Find out more at:
[london.gov.uk/
familytrails](https://www.london.gov.uk/familytrails)

Do as many or as few of the activities as you wish. We hope you like them all. Please tell us afterwards which activities you enjoyed most, email us at curriculum@london.gov.uk.

#LondonIsOpen

'London is full of culture, science and stories. Our London Curriculum trails are a great way for families to discover their city together. I hope they encourage Londoners of all ages to explore our unique open spaces. There's no place on earth like it.'

- **Sadiq Khan, Mayor of London**

Safety on the way

We want you to have a relaxed, fun time doing this trail together, so here are a few important things to remember.
A suggested trail route is shown on the map.

Please use pedestrian crossings when available.
Where they are not, take extra care when crossing roads.

In hot weather, remember to cover up and drink plenty of water.

Be alert and watch your personal belongings.

Stay away from the water's edge, especially close to the Serpentine.

1 Outside the V&A

Crafty Londoners

All around the V & A building are statues of famous craftspeople. There are ten English painters, six sculptors, six architects and ten craftsmen.



Look up and look around! Can you see Christopher Wren, the famous architect who built St Paul's Cathedral? You can meet him again in the City of London trail guided by my friend, Bow the Bee.

The men listed below are all called either Thomas, John or William. Can you find their statues around the building and write their first names in the spaces given?



TOMPION

cabinet maker



HOGARTH

clockmaker



MORRIS

sculptor



FLAXMAN

artist



CHIPPENDALE

textile designer

Now use a line to connect each person to the art or craft they were best known for using the pictures as clues!

Have you read 'Stormbreaker' by Anthony Horowitz? It's about Alex Rider, a teenage secret agent. Alex stops a wicked plot involving computers by parachuting from a plane and landing in the Science Museum!



Let's get creative!


As you walk along Exhibition Road, between the V&A and the Natural History Museum, play a game of 'I don't spy with my big round eye...' Start with letter A, then go on to B, C and so on. The idea is to come up with something you CAN'T see around you, the sillier the better.

I'll give you one to start.

I DON'T see, with my big round eye...

an ANGRY ANTELOPE!

Your turn!

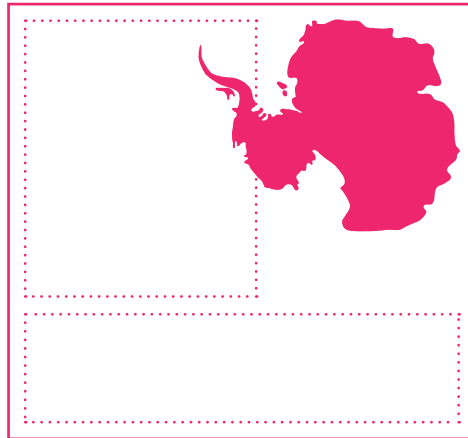
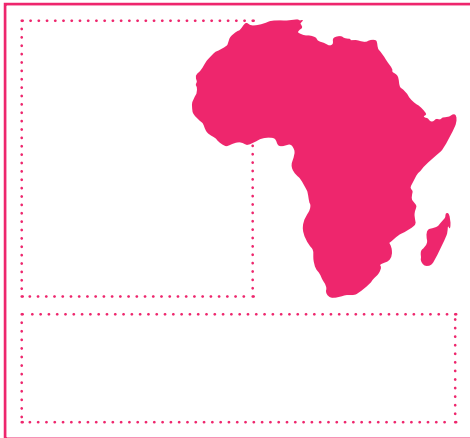


2

Royal Geographical Society

On the red brick building on the corner, find two great explorers. One was a polar explorer who went to the Antarctic. The other explored Africa. Look at their clothing - which do you think is which?

- 1 The shapes below represent Antarctica and Africa. Do you know which continent is which? Write the name of the explorer you think went to each continent in the space below it.
- 2 Next to the shape of each continent, draw *one* item you would pack in your luggage if *you* were going there.



A heroic tale


Shackleton lived in London and went to school here. He is famous for saving the crew of his ship. He travelled over land and sea for over a year to find another boat to rescue them.

3

The Great Exhibition of 1851

Stand here and look towards the tennis courts and park. In 1851 a Great Exhibition of inventions was held here in Hyde Park. This old picture below shows the Crystal Palace which was built to house it.

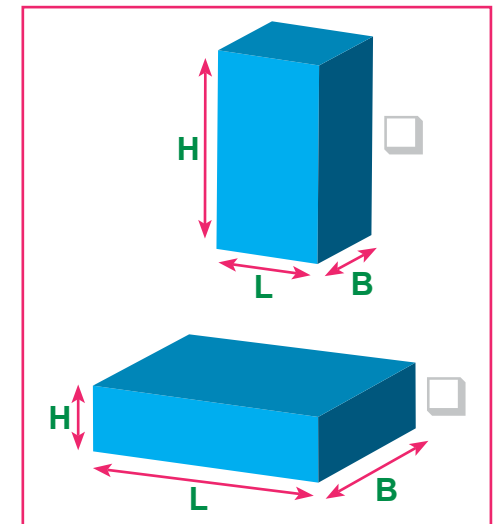
The numbers in green give the length, breadth and height of the Crystal Palace which once stood here. Looking at these numbers, which of the shapes below best represents how the Crystal Palace would have looked? Tick the box next to the correct shape.



Length: 1848 ft (563 metres)

Breadth: 408 ft (124 metres)

Height: 108 ft (32 metres).



Spending a penny!

There were lots of new inventions on display in the Crystal Palace. It was also the first public place to have flushing toilets. They cost 1p to use, hence the saying 'spend a penny'.

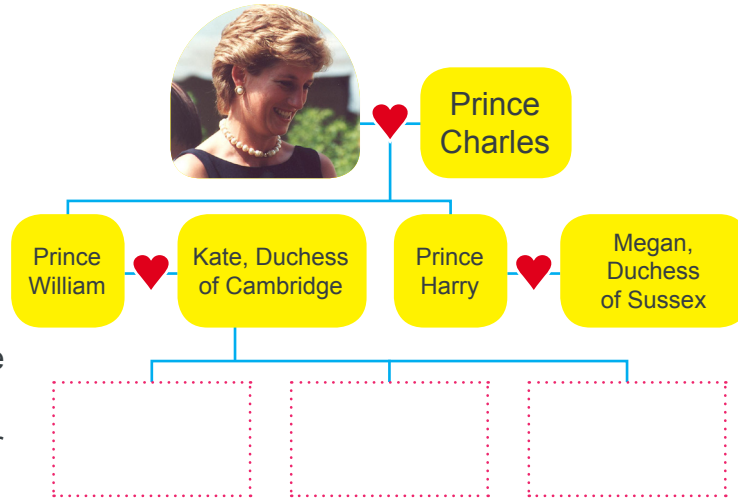
'Breadth' means the same as 'width'. But we don't say 'height', only 'height'!



4

Diana's Memorial Fountain and The Serpentine

Do you know who Diana is and why she is remembered here? She was once the wife of Prince Charles, and is Prince William and Prince Harry's mum. Can you name her grandchildren?



When she was alive, Princess Diana used to live in Kensington Palace, across the gardens from here.

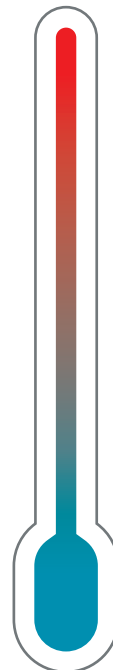
Are you ready to get your feet wet?

Choose a spot and sit on the edge. Dangle your feet in - describe the temperature of the water. Draw a pointer on this thermometer to show how warm you think it is.

Lost London Rivers

The lake with the boats on it is called The Serpentine. Can you think why it is called this?

When the lake was first made the water came from two rivers, the Westbourne and the Tyburn. Today these rivers flow in pipes under London to the Thames.



5

Physical Energy

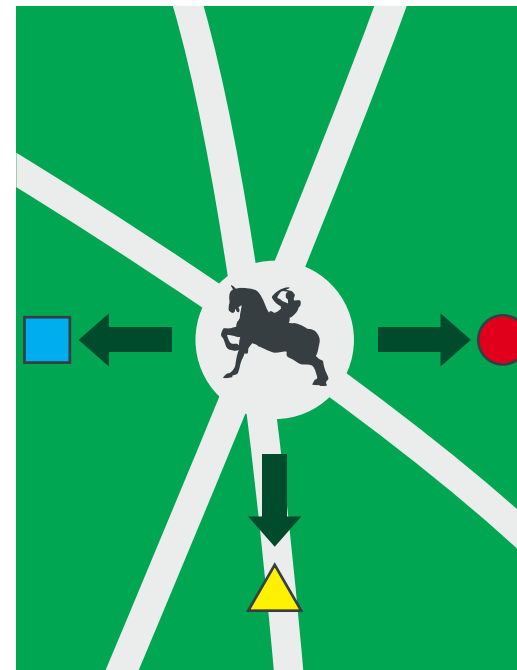
This statue was created by famous Victorian painter and sculptor, George Frederic Watts. It represents the power of human potential.

What does 'potential' mean?

Look at the paths leading away from this point. Where are they going? We've made a little map and a list of destinations.

Look around you. Can you match up the shape each of these three arrows is pointing to with a real place on the list? There's a signpost nearby which might help.

Draw the correct shape into the box next to each destination.



Destinations

Kensington Palace

The Albert Memorial

Henry Moore's 'arch' Sculpture



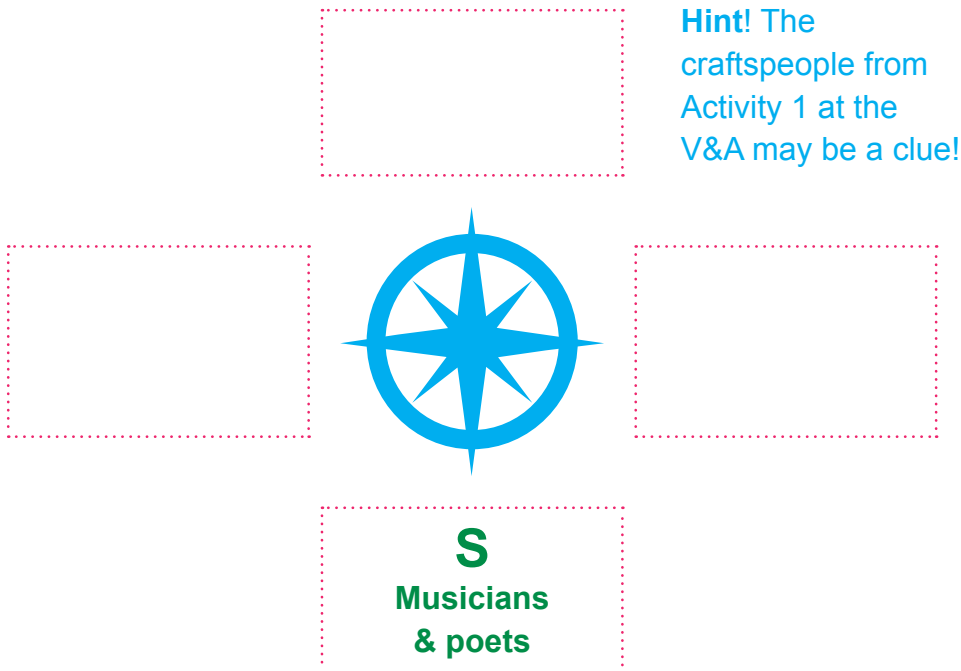
The Albert Memorial

The Parnassus Frieze

It was Prince Albert's idea to have a Great Exhibition in the park, and to build the museums nearby to house the exhibits once it finished. This memorial was built to remember him.

Can you see all the little figures carved in stone around the base? This is called The Parnassus Frieze. They show real artists from history. There are musicians and poets on the south side. The north and west sides are architects and sculptors, but which is which? Who do you think is represented on the east side? If you're not sure, have a guess!

Write your answers against each point of the compass.



Each of the four corners of the memorial represent a continent. Have a look around. What has the sculptor chosen to represent each continent? Not all continents are shown. Fill in the blanks in the following sentences.


The four continents here are AMERICA, EUROPE, AFRICA and

The animal which represents AFRICA is a

One of the missing continents is

A good animal to represent this continent would be the

Draw a picture of your chosen animal in the space below.



7

The Royal Albert Hall

Speaking of friezes, look up at the top of the Royal Albert Hall! There's one there too, called 'The Triumph of Arts and Sciences'.

Walk all the way round the Royal Albert Hall. Be careful of traffic. Tick the jobs written below if you spot them in the frieze above!

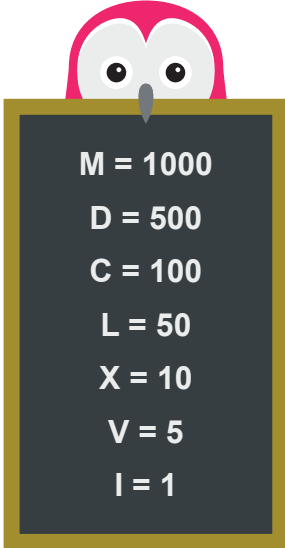
- | | | | |
|-----------------------------------|---|--|---------------------------------|
| builder <input type="checkbox"/> | prince <input type="checkbox"/> | artist <input type="checkbox"/> | farmer <input type="checkbox"/> |
| sailor <input type="checkbox"/> | railway worker <input type="checkbox"/> | lollipop lady <input type="checkbox"/> | |
| gardener <input type="checkbox"/> | sculptor <input type="checkbox"/> | shepherd <input type="checkbox"/> | |
| fireman <input type="checkbox"/> | lorry driver <input type="checkbox"/> | astrologer <input type="checkbox"/> | |

Warning: you might not be able to find them all!

Big numbers at the Royal Albert Hall

When it was first built, the Hall could host an audience of 8,000 people. Its organ is the largest in England with 9,999 pipes.

There are three dates in Roman Numerals around the Royal Albert Hall. The most recent is MDCCCLXXI. Can you work out which year that was? Hyde's left you a hint here →




M = 1000
D = 500
C = 100
L = 50
X = 10
V = 5
I = 1

8

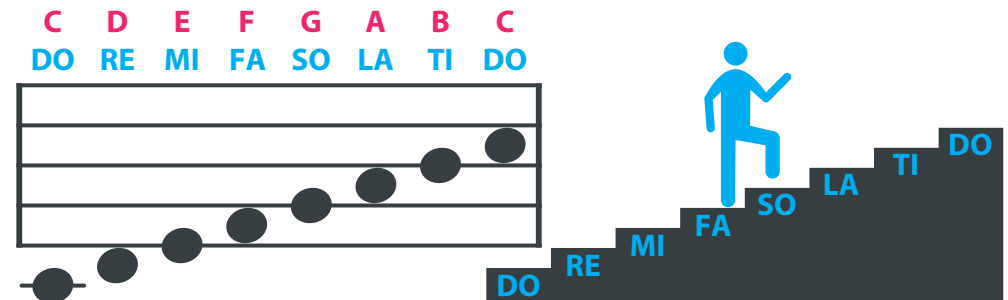
On the way to the Royal College of Music

Many famous British musicians have studied here at the Royal College of Music. One of the most famous students is Andrew Lloyd Webber, who has since written many famous musicals.



Have you heard of 'School of Rock' on stage in London? Andrew Lloyd Webber wrote the music for that.

Find a flight of 8 steps and stand at the bottom. Imagine every step you stand on is a different musical note. Here are the names of all the notes on the scale.




Start with 'Do' on the bottom step and walk up the steps singing a different note as you go up. Try doing it down the steps too, saying or singing the notes backwards (Do-ti-la-sol-fa-mi-re-do).

Queen's Tower at Imperial College

The Queen's Tower houses a set of ten bells known as the Alexandra Peal of bells. One bell is named after Queen Victoria and the other after members of her family. The bells are rung on special College and Royal occasions.

Can you find two stone lions guarding the tower? They are looking at some art on the wall. The art shows pictures of maths and science formulae. Can you find the shape below? Write in the shape the name of the colour shown in each section on the painting. If you are not sure what the colour is called, make up a name for it!



Hyde's Story Time Game

1 Your name

Think up some words to go in the spaces below. There are no right or wrong answers, so use your imagination!

2 A word describing how somebody might be feeling

3 Something the sun does (ending in 'ing')

4 An adverb to describe the way someone is speaking (ending in 'ly')

5 Something you eat which comes in a jar

6 A time of day

7 Another adjective describing how somebody might be feeling

8 A type of transport (plural)

9 Something an owl might sit on

10 An adjective describing a sound

11 A type of art you can look at

12 A small animal

13 An adjective describing something you like

Now turn the page and enter your answers in the matching places in the story.

Hyde's Story Time

Crazy creativity

Fill in the spaces in this story written by Hyde the Owl. Use the words you chose on the previous page.

It was in London and the sun was

(6)

(3)

From my perch at the top of the Queen's Tower, I could see

..... and people in the streets below. Suddenly, I

(8)

spied a tiny in the gardens of the Victoria and

(12)

Albert Museum. Feeling curious, I swooped low. It was very

..... I landed on a and listened as the

(2)

(9)

creature spoke to me in its voice. "Please don't eat

(10)

me!" it said. "I am on my way to see a new exhibit that's just arrived.

It's a created by Everyone's been

(11)

(1)

talking about it. Apparently it's very"

(13)

"I wouldn't dream of eating you," I replied, "I've only

(4)

just finished my on toast." Then I took off gracefully

(5)

into the sky and found a window where I could look in to see the new

exhibit by I was so that I decided

(1)

(7)

to
What did Hyde do next? Finish your story below!

.....
.....
.....
.....
.....
.....
.....
.....
.....
.....

If you need some more inspiration for your story, why not visit the Natural History Museum? Find exhibits featuring owls and your chosen small animal!













Did you know?

Four different types of owl are known to live in or have visited Hyde Park and Kensington Gardens: tawny owls, short-eared owls, barn owls and little owls.

Have you ever spotted an owl? What type of owl do you think Hyde is?



TRAIL KEY

- | | | | |
|---|--------------------------------------|---|-----------------------------|
|  | Trail route |  | Public Toilets |
|  | Picnic Spot | | |
|  | The Victoria and Albert Museum |  | Royal Geographical Society |
|  | Site of the Great Exhibition of 1851 |  | The Diana Memorial Fountain |
|  | Physical Energy Statue |  | The Albert Memorial |
|  | Royal Albert Hall |  | Royal College of Music |
|  | The Queen's Tower | | |

MUSEUMS

Bus routes to this area include:
14, 49, 70, 74, 345, 360, 414, 430, C1

Creative Quarter

Collect the stickers!

When you have completed this trail bring it along to the cafe on the Lower Ground Floor at **City Hall** to collect your Hyde the Owl sticker.

Why not complete one of our other trails and collect the stickers for those too? All stickers can be collected from the cafe on the Lower Ground Floor at **City Hall**.



Tell us what you think

We'd love your feedback to help us plan more family trails in the future. Please take our short survey at:

[london.gov.uk/familytrails](https://www.london.gov.uk/familytrails)

What's on

Science Museum

Enjoy the world's most immersive movie experience in the Museum's IMAX 3D cinema (ticket charges apply). There are lots of hands-on activities in the galleries, fun and fascinating workshops to take part in; Find out more at [sciencemuseum.org.uk/visitmuseum](https://www.sciencemuseum.org.uk/visitmuseum)

V&A

Dress up, try on armour, make a brass rubbing or design a coat of arms. Pick up a free family trail and set off to explore the Museum through puzzles, drawing and observation games. Or borrow a backpack, full of brilliant hands-on activities including jigsaws, stories, puzzles, construction games and things to handle. Family workshops run during school holidays. Find out more at [vam.ac.uk/whatson/?type=family](https://www.vam.ac.uk/whatson/?type=family)

South Kensington

Is the home of science, arts and inspiration. Discovery is at the core of what happens here and there is so much to explore every day. Find out more at [discoversouthken.com](https://www.discoversouthken.com)

Design Museum

Families are welcome anytime to visit the Design Museum's free permanent exhibition 'Designer Maker User' which includes Explorer Kits on the Work in Progress table. You are also welcome to take part in free 'Create and Make' drop-in workshops: weekday afternoons all summer and during half-terms. This allows opportunities to learn-through-play by designing and making. Find out more at [designmuseum.org/things-to-do/families](https://www.designmuseum.org/things-to-do/families)

Answers 2) Africa = Livingstone, Antarctic = Shackleton 4) Prince George of Cambridge, Princess Charlotte of Cambridge & Prince Louis of Cambridge / shaped like a serpent or snake 5) potential = possible in the future 6) N = architects, W = sculptors, E = painters 7) 1871